

Lighting Systems

FOR FURNITURE AND INTERIORS

HÄFELE
FUNCTIONALITY FOR YOU



Included in this catalogue:

The **new** Häfele **Loox LED**
Plug and Play Lighting System



CONTENTS

Loox LED Lighting Systems . . .8-47

Loox Introduction8-9

Loox 12V System10-31

Loox 24V System32-39

Loox 350mA System40-45

Loox Switches46

Loox Battery Light47

LED Lighting Systems48-76

Electroluminescent Lights . .77-78

Fluorescent Lights79-88

Halogen Lights89-102

Architectural and Exclusive Lighting
.103-108

Electrical Accessories . . .109-113



Loox Lighting Systems

Loox is an innovative new 'Plug and Play' lighting system, developed and engineered by Häfele, which includes a wide variety of Loox lights, a driver which has a unique built in integrated controller and a range of switches which plug directly into the driver to control the lights.

Loox drivers are available in three different power systems 12V, 24V and 350mA.

For further information see pages **8-47** or visit **www.hafele.co.uk/loox**



To order visit **www.hafele.co.uk**

Dear Customer,

Welcome to the new Häfele Lighting catalogue which includes the innovative new Loox plug and play lighting system, as well as our comprehensive range of lighting, including halogen, fluorescent, electroluminescent and architectural lights and lighting systems.

An E-Catalogue of this printed version can be found at **www.hafele.co.uk** where viewing our product range and ordering is fast and easy, and don't forget to sign up for our newsletter to receive the very latest information about new products and promotional offers.

Technical support and advice is available from one of our U.K. regional offices or from our team of area sales managers.

As always, it is our constant aim to bring only the best our company can offer, to you, our customer. To help us do this we would welcome your comments and suggestions at **info@hafele.co.uk**.

We look forward to being of service to you in the future.

Yours sincerely,

Garry Marlow

Managing Director



Our National Distribution centre is at Head Office in Rugby, Warwickshire.

HÄFELE
FUNCTIONALITY FOR YOU

Häfele U.K. Ltd

Registered Office
Swift Valley Industrial Estate,
Rugby, CV21 1RD
Telephone: 01788 542020

www.hafele.co.uk

Registered in England No. 1486136



The mark of
responsible forestry





Loox LED Plug and Play Lighting Systems7-47

An introduction to Loox	8-9	Loox LED 24V system; an overview	32
Loox LED 12V system; an overview	10	LED 3001 24V downlight, 24 diodes	33
LED 2001 and 2002 12V downlights	11	LED 3002 24V downlight, 60 diodes	34
LED 2004 12V barlight, surface mounted	12	LED 3003 24V triangular light set	35
LED 2005 12V barlight, recess mounted	13	LED 3004 24V downlight, 12 diodes	36
LED 2006 12V illuminated glass shelf	14	LED 3005 24V downlight, 12 diodes	37
LED 2007 12V glass edge light	15	LED 3006 24V sliding light system	38
LED 2003 downlight bar with sensor switch	16	LED 24V driver and accessories	39
LED 2008 12V drawer light	17	Loox LED 350mA system; an overview	40
LED 2009 12V RGB plinth/down light	18	LED 4003/4 350mA downlight sets	41
LED 2010 12V RGB plinth/down light	18	LED 4005 350mA downlight set	42
LED 2011 12V flexible strip light	20	LED 4006/7 350mA downlight sets	43
LED 2012 12V RGB flexible strip light	22	LED 4009 350mA high power downlight	44
LED 2013/5 12V 5m flexible strip light	23-24	LED 350mA driver and accessories	45
Profiles for LED 2013/5	25	Loox switches for all Loox systems	46
LED 2014/6 12V 5m RGB flexible strip light	27-28	LED battery operated drawer light	47
LED 2017 12V bar strip light	29		
LED 2018 12V flexible reading light	30		
LED 12V driver and accessories	31		



LED Lighting Systems48-76

Overview	48	GX53 mains voltage LED lights	61-63
LED illuminated glass shelves	49	Mains voltage LED lights	64-66
High Definition 24V LED lights	49-51	LED plinth lights	67-70
12V LED triangular/rectangular lights	52-53	LED flexible reading light set	71
Quadra 12V LED lights	54-55	LED illuminated mirror with demister	71
12V LED bar and flat lights	56-57	LED spot lights for display	72-73
High Efficiency 12V LED lights	58-59	350mA and 700mA LED ceiling lights	74-75
240V LED strip light	60	LED lights for indoors and outdoors	76



Electroluminescent Lighting77-78

Flatlite®, 12V	78
----------------------	----



Fluorescent Lighting79-88

GX53 downlights, 240V	80-81	Fluorescent T5 mini strip lights, 240V	86
Fluorescent strip lights, 240V	82-83	Recessed fluorescent strip light, 240V	86
Fluorescent T4 mini strip lights, 240V	84	Fluorescent illuminated box shelf, 240V	87
Fluorescent T5/T8 strip lights, 240V	85	240V Lights for drawers and wardrobes	88



Halogen Lighting89-101

Halogen 12V downlights	90-94	Switches for 12V halogen lights	99-100
Halogen 12V swivel and angled lights	95	12V halogen lights for bathrooms	101
Halogen 12V downlights with glass plates	96		
Transformers for 12V halogen lights	97		
Bulbs, accessories for 12V halogen lights	98		



Architectural and Exclusive Lighting103-108

The Gira range of switches, sockets and access control	102	LED floor lights, 350mA	106
Fire rated LED ceiling lights, 240V	104	LED fan wall light, 240V	106
LED Lyte mini downlights, 350mA	105	CFL ceiling lights, 240V	107
		Halogen ceiling lights, 240V	108



Electrical Accessories109-113

Powerdocks	110	Heated mirror pad	113
Light switches, mains plugs, cutters	111	Illuminated mirror	113
Shaver sockets and transformers	112		

Light inside furniture sets a mood, it improves the atmosphere and quality of life at home and in the office. The innovative Loox lights are especially suitable to simplify and improve accent lighting, as well as introducing any other kind of desired lighting effect.



Loox in the kitchen: A room to savour.

Today, the kitchen is a living area and a favourite place to gather for family and friends. Good light to work and more pleasant light during meals is therefore a requirement of the lighting plan that also needs to take furniture materials into account. Precious wood fronts and other dark surfaces absorb light while light high gloss fronts reflect it.



Loox in the living room: As diverse as life itself.

For special occasions such as relaxing or having a party, indirect light sources set a special mood. Relaxing, playing, reading, watching TV with the family, alone or in a cosy gathering of guests: No other room is used in as many different ways as the living room. At the same time, the living room is an expression of your own personality and a reflection of your style.

For the lighting design plan this means using versatile and flexible light sources to perfectly enhance varying activities.



Loox in the bedroom: Retreating and relaxing.

There isn't another living space in which we spend more time than our bedroom. It's a cosy retreat for reading, watching TV or romance. It's also the room to dress or change clothes and for the wardrobe, maybe even walk-in closets. Perfectly adapted light accents and provides functionality and cosiness.



Loox in the closet: A stylish welcome.

A walk-in closet has a greater responsibility than to just provide adequate clothes storage, it should also offer enough space to select the right outfits and to dress. Interesting lighting concepts have the task of creating a balanced mix of task lighting as well as creating a cosy atmosphere.

Types of lights

LED lights

LED (Light Emitting Diode) is a solid state device and does not require the heating of a filament; electricity is passed through a chemical compound that generates light and signifies a cool operating temperature. LED lights are an energy efficient alternative to halogen lights and have a long lamp life and are therefore low maintenance.

For further information on the advantages of using LED lights please see page 6.

Electroluminescent lights

Electroluminescent lights operate by exposing phosphor crystals to AC power. The particles are excited by the voltage and frequency and give off light.

They have an extremely low running cost, are flexible, flat and lightweight, cool to the touch and have no UV emissions.

Fluorescent lights

Fluorescent lights give a more diffused and larger light source and are more energy efficient, with a longer life, than incandescent lamps.

Compact Fluorescent Lights

Compact Fluorescent Lights, with their longer lifespan CFL lamps can last up to ten times as long as a traditional incandescent bulb, and provide up to four times the light output.

Halogen lights

Halogen lights are incandescent lamps with a tungsten filament. Halogen lamps can operate at a higher temperature than other lamps without loss of operating life.

Architectural and exclusive lighting

The lights shown in this section, pages 103-108 are all designed to be hard-wired by a qualified electrician and are either LED, CFL or halogen.

Guide to energy efficiency

As a guide to the energy efficiency of each light the Lm per Watt value has been shown for most lights - the higher the value, the more energy efficient the light will be.

Comparison of lighting systems

Light	Wattage W	Light output in Lm/W	Colour rendering index R _a
Halogen 12V	10-20	27-28	60-95
Fluorescent lamp*	8-58	80-110	50-90
LED	0.8-4.8	30-90	70-95

*with electric ballast

Technical Terms

Light colour/colour temperature

The light colour is a specification of the colour appearance of a light source and is measured in Kelvin (K).

The lower the Kelvin value, the warmer the light; the higher the value, the cooler the light. Sources below 3,200 K are considered "warm", while those above 4,000 K are considered "cool" sources.

Luminous efficacy

The luminous efficacy is the indication of the illuminance in relation to a surface and its distance. It is indicated in Lux (lx).

Light output

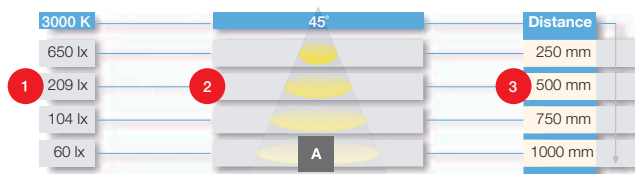
The light output determines the luminous intensity or quantity of light. It is indicated in Lumen (lm).

Colour rendering index

The colour rendering index is a parameter that can be used to compare the colour rendering quality of light sources at the same colour temperature.

Cone of Light Table

Cone of light



LOOX

Loox LED lights

This table is shown on the Loox LED lighting pages, when applicable.

- 1 The light output is noted in the left-hand column. The correlated colour temperature of the light is noted in the header in Kelvin (K). The Lux (lx) values for the light appear in the lines below, depending on certain distances from the light (see column 3).
- 2 The angle of radiation is marked in the centre column. The angle of radiation of the light is specified in degrees (°) in the header. The lines below show the illuminated area depending on certain distances from the light (see column 3).
- 3 The right-hand column contains the distances for which the illuminated area and the associated Lux value (lx) were measured.

A Example for a cone of light at point A.

The lamp generates light similar to a spotlight with 60 lx at a distance of 1000 mm.

Key to Symbols



Connectors

Lighting systems can have different connectors and cannot be interchanged with other lighting systems. These icons indicate, for example, which driver can be used with which light.



Light Beam Angle

The pattern of light delivered by reflector lamps is referred to as the beam angle. This icon indicates the beam angle of the light or shows whether it is diffused, i.e. spreads light over a wide area.



F

This light is suitable for installation on normally flammable surfaces. Max. 180°C on attachment surface.



MM - Furniture installation symbol

This light is suitable for installation inside furniture - installation permissible onto material with unknown ignition properties. Max. 115°C on attachment surface (standard operation), max. 95°C (standard operation).



Protection Class 2 (reinforced insulation)

This light is double insulated and requires no earth when being installed.



Protection Class 3 (protective extra-low voltage)

Light to be operated with safety extra-low voltage (SELV), i.e. to be operated from an isolating transformer at less than 50V AC or supplied by batteries (standard or rechargeable).



Technischer Überwachungs Verein (Technical Control Board)



Underwriters Laboratories



Australian Communications Authority



Appliance and Material Safety Law



China Quality Certification



Electrical Testing Labs



European Safety Standard

IP20

Only for use in dry locations

See also information shown right on IP ratings



Do not use components that impede thermal radiation



Korea Certification Mark

Lighting Application Guide

The icons are shown next to the lights in this catalogue are a guide only as to best application for each light.



Kitchen lighting



Living room lighting



Bedroom lighting



Office lighting



Display lighting



Decking lighting

Ingress Protection - IP ratings

IP ratings are all shown as a 2-part number. The first number refers to the level of protection from ingress by dust or other solid objects, the second number refers to the level of protection from harmful water ingress (as shown in Zoning guide below).

Examples:

IP2X: Protects against foreign bodies down to 12.5 mm diameter

IP4X: Protects against foreign bodies down to 1 mm diameter

IPX0: No protection against water

IPX7: Protects against temporary immersion down to 1.0 m - water-tight. Not for permanent immersion

Bathroom lighting - installation guidelines

Having the correct level of protection is especially important when selecting lighting for use in a bathroom. All fixtures and fittings are required to be controlled by a pull cord, all switches that control light fittings should be outside the bathroom with fittings being suitable for use in the bathroom. Below is a brief guide to the zone ratings to help you understand what fittings can be placed where:



Zone 0 is inside the bath or shower itself. Any fittings used here must be low voltage (max. 12V) and be rated **IPX7** which is protected against immersion in water.



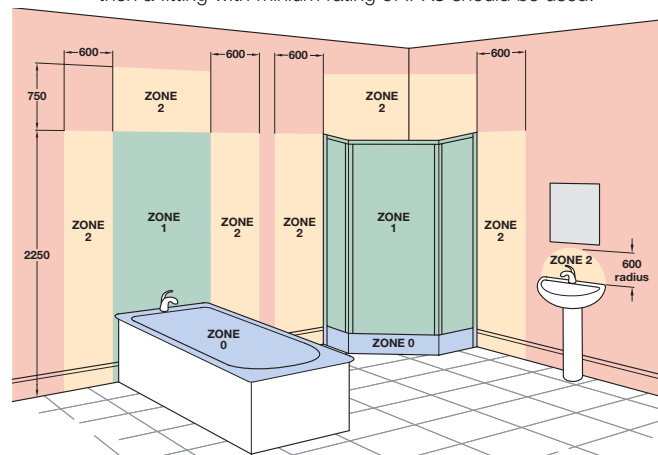
Zone 1 is the area above the bath or shower to a height of 2.25 m, fittings here should have a minimum rating of **IPX4** - splashproof. If the fitting is mains voltage i.e. 240V then an RCD (residual current device) must also be used to protect the circuit in this zone.



Zone 2 is an area stretching to 0.6 m outside the perimeter of the bath or shower and above the bath or shower if over 2.25 m. A rating of at least **IPX4** is required: Protects from water splashed from all directions - splashproof.

In addition the area around wash basins within a 0.6 m radius of the taps, should be treated as Zone 2.

Where water jets are likely to be used for cleaning purposes then a fitting with minimum rating of **IPX5** should be used.



No IP rating is required outside zones 0, 1 and 2 and where no water jets are likely to be used.

The ABC of lighting technology

LED's (Light Emitting Diodes) can vary the properties of the light that is generated, and generate almost the entire colour spectrum. Unlike normal light bulbs and halogen lamps, LED's generate little heat. They use less energy and have a long service life.

Advantages of LED's

Longer lasting

LED lights have an extremely long service life of up to 25 years or up to 50,000 hours.

Insensitive

LED's have an extremely small and robust design. This makes handling easier during furniture construction and transport.

Low heat generation

Because of their extremely low power consumption, LED lights generate hardly any heat. This means that LED lighting systems are particularly suitable for displays.

Energy-saving

LED lights use up to 90 percent less power than conventional light bulbs! This means that they can be used to implement modern lighting scenarios in furniture, and still be in line with the energy saving trend.

Powerful

Modern LED lights are bright and have a saturated light colour. They achieve full brightness as soon as they are switched on. LED furniture lighting therefore has a lasting effect at the push of a button.

Rich in variants

LED lights are available in different colours, and can be designed as colour changing lights. This allows the light colour to be coordinated with furniture contents such as exhibits in the best possible way.

Loox LED technology

Loox LED technology incorporates different power systems. A system is decided on by choosing the driver or a particular light. The choice of system is an important decision, because the driver that is selected can only be combined with lights from the same system.



Spoiled for choice in the 12V system

The LED lights are voltage-controlled and connected in parallel in the 12V system. The plugs on the driver can be freely allocated. 12V lights are the most widespread at present.



Pages 10-31

Powerful 24V system

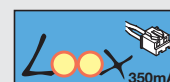
Technically speaking, the 24V system is identical to the 12V system, but has a considerably higher power level. 24V lights can therefore be used when extremely bright lights are required.



Pages 32-39

Spotlights in the 350 mA system

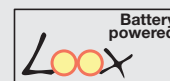
The LED lights in the 350 mA system are current-controlled and connected in series. This means that each socket has to be either occupied or bypassed. 350 mA lights provide extremely high light power and are particularly suitable for spotlighting.



Pages 40-45

Drawer and drawer light

The Loox LED drawer and drawer light is battery operated with a service life of approx. 80 hours with one set of 4 AAA batteries.



Page 47



LED Lighting



Loox Lighting Systems

Loox is an innovative new 'Plug and Play' lighting system, developed and engineered by Häfele, which includes a wide variety of Loox lights, a driver which has a unique built in integrated controller and a range of switches which plug directly into the driver to control the lights.



Loox LED Lighting Systems

An introduction to Loox8-9
Lighting effects2-3



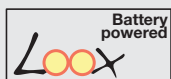
12 V system8-31, 46



24 V system32-39, 46



350 mA system40-45, 46



Battery-operated lights47

Information and technical terms4-6
Key to symbols5

Installation instructions are included with every light, and can also be found online at www.hafele.co.uk linked to the relevant product.

Certified Safety



Loox drivers have been certified to standards around the world. If you require information on a specific country please contact us.

The definition of the symbols can be found on page 5.

Feature no. 1: A driver that is international

The Loox driver is adaptable to power systems anywhere in the world which means you can choose any type of Loox light right at the start and be confident that it will function in any particular country; only the choice of mains lead will vary.



Benefits in mass production:

The furniture can be manufactured complete with Loox lights without knowing its final destination. The corresponding mains lead just needs to be plugged in on site, and the furniture is "ready to go".

Feature no. 2: Integrated controller

External control units are a thing of the past. The controller is integrated in the driver and the switch. The switch is connected directly to the driver without the need for additional components.

Benefits in furniture construction:

Compact – because no external control unit is required.
Flexible – free choice of switch type, see page 46.

Sensor switch
Door sensor switch
Dimmer
Push switch
Motion detector



Feature no. 3: Wide variety of lights

The LED is the future of lighting technology. Loox already contains a wide variety of LED lights - individual design variants are possible.

Benefits for furniture design:

Standardised furniture can differ in terms of the lights, meaning that the desire for individuality can be fulfilled without problems.



Loox by Häfele

As a powerful partner to the furniture industry, Häfele is aware of the responsibility that constructive cooperation represents as far as lights are concerned. We prefer to accompany your project from start to finish - with care and reliability. We call this "Häfele Engineering".

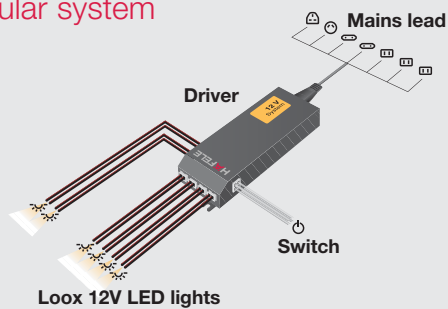
Loox quality

"The whole is greater than the sum of its parts" – this quote from Aristotle describes the Loox system in a nutshell.

A tremendous amount of development work has gone into Loox. Loox lights are high quality and can be efficiently integrated in the production of mass-produced furniture. The global deployment of Loox in mass-produced furniture is guaranteed by means of high testing standards and the necessary certification.



Loox modular system



Loox is structured in accordance with a clear modular principle. Regardless of whether your plans are drawn up from the starting point of the light or the driver, a driver and a wide range of lights, switches and mains leads are available for any Häfele LED technology.

Loox lights

Lights are subject to the rules of fashion. Because of the standardised plug-in connection, Loox lights can be replaced without problems at any time.

This makes it easier to adapt the lights to the lifecycle of the furniture series. The lights are selected in accordance with the latest trend – but the driver remains the same.



Loox LED technology

In a rapidly growing market such as the LED technology market, you need partners who acknowledge your technology and provide well thought-out systems.

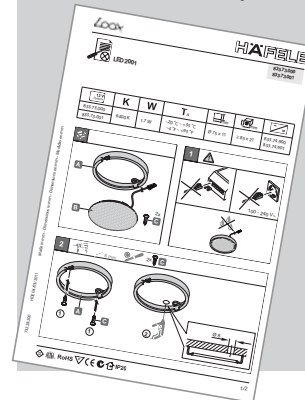
Loox provides a unique, unmistakable plugging system for lights, drivers and switches for any technology.

Each driver and each light is also marked with the symbols for 12V, 24V and 350mA systems (colour and text). Mix-ups are therefore ruled out.



Loox packaging

All components are packed in Häfele cartons and are clearly labelled with the Cat. No. and system type.



Fitting instructions are also included, but can also be found online at www.hafele.co.uk linked to the relevant product.

Loox design planner

The lighting of furniture and furnishings in a room can give the designer an opportunity to create different and unique effects, as well as being functional.

In order to ensure that the effect of the light can be tried out in as realistic a way as possible, Häfele provides virtual room situations for individual lighting at www.hafele.co.uk/loox



Loox LED 12V Plug and Play Lighting System10-31, 46



An introduction to Loox8-9

LED 2001 and 2002 12V downlights11

LED 2004 12V barlight, surface mounted12

LED 2005 12V barlight, recess mounted13

LED 2006 12V illuminated glass shelf14

LED 2007 12V glass edge light15

LED 2003 downlight bar with sensor switch ..16

LED 2008 12V drawer light17

LED 2009 12V RGB plinth/down light18

LED 2010 12V RGB plinth/down light18

LED 2011 12V flexible strip light20

LED 2012 12V RGB flexible strip light22

LED 2013/5 12V 5m flexible strip light ...23-24

Profiles for LED 2013/525

LED 2014/6 12V 5m RGB flexible strip light .27-28

LED 2017 12V bar strip light29

LED 2018 12V flexible reading light30




LED 2002



LED 2005



LED 2010



LED 2011



LED 2018

**Loox LED 12V Lights;
pages 9-30**



+

**Loox LED 12V Driver,
distributor and leads;
page 31**

+

**Loox Switches;
page 46**

=

LED 12V driver, distributor and leads31



Loox switches for all Loox lights46

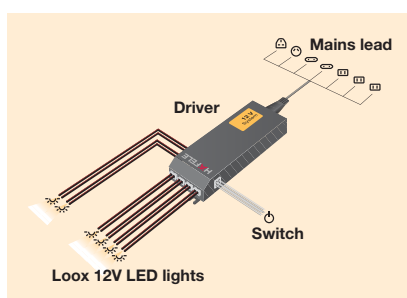


**Other Loox Lighting Systems can be
found in this catalogue on pages:**

Loox LED 24V system32-39

Loox LED 350mA system40-45

LED battery operated drawer light .47

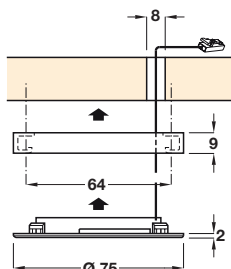


**Loox LED
12V System**



LED 2001 Downlight

The extra-thin LED 2001 downlight is particularly suitable for providing decorative lighting in furniture with shelves and a prismatic cover provides pleasant light. Two finishes are available; silver coloured or white.



LED 2001 Downlight, 12V/1.7W

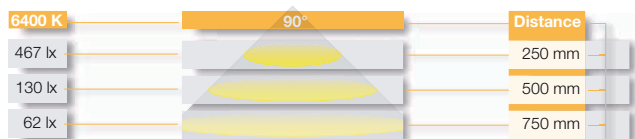
- For surface mounting
- Screw fixing, fixings included
- Lamp contains 21 diodes
- Colour temperature: Cool white 6,400 K
- Light output: 126 Lm
- Efficacy: 74 Lm per Watt
- Colour rendering index (CRI): 60
- Voltage: 12V. Wattage: 1.7W
- With 2.0 m lead with connector
- Plastic housing with translucent, prismatic lamp cover

- **Note: This light is not dimmable** Text added
- Order switch separately, switches shown on page 46
- Order driver Cat. No. 833.74.900 (015W) or 833.74.901 (30W) separately, shown on page 31



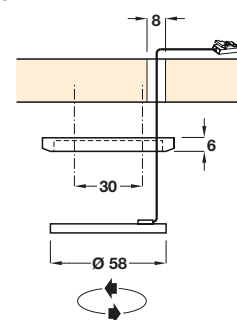
Finish	Cool white 6,400 K
Silver coloured	833.73.000
White	833.73.001

Quantity price breaks: 1 / 2 / 5 / 10 / 50 pcs



LED 2002 Downlight

The LED 2002 downlight is characterised by its extremely flat shape, and is available in three light colours. In furniture and furnishings it is particularly suitable for providing decorative lighting in shelving and display cabinets.



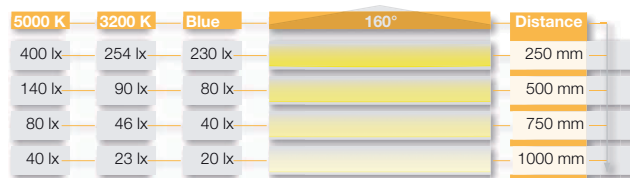
LED 2002 Downlight, 12V/1.5W

- For surface mounting
- Screw fixing, fixings included
- Lamp contains 19 diodes
- Colour temperature: Cool white 5,000 K, Warm white 3,200 K, Blue N/A
- Light output (Lm): 62, 51, 16
- Efficacy (Lm per Watt): 41, 34, 10
- Colour rendering index: 80, 90, N/A
- Voltage: 12V. Wattage: 1.5W
- With 2.5 m lead with connector
- Stainless steel effect plastic housing
- Order switch separately, switches shown on page 46
- Order driver Cat. No. 833.74.900 (15W) or 833.74.901 (30W) separately, shown on page 31



Colour temperature	Cat. No.
Cool white 5,000 K	833.73.200
Warm white 3,200 K	833.73.210
Blue	833.73.220

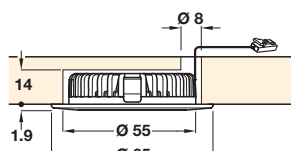
Quantity price breaks: 1 / 2 / 5 / 10 / 50 pcs





Loox LED 2020 Downlight

IP44 rated, this light is suitable for use in wet areas (zone 1) of bathrooms or kitchens when recess mounted. It also has an opaque cover which provides an even distribution of light.

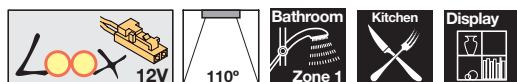


Loox 12V LED 2020 Downlight, Ø 65 mm, IP44 rated

- For recess mounting, press-fit in Ø 55 mm hole
- For surface mounting; order bezel Cat. No. **833.72.800/802** separately
- Voltage: 12V. Wattage: 3.2W
- With 2.0 m lead with Loox 12V connector
- Zinc alloy housing with opaque lamp cover
- **Order switch separately, switches shown on page 46**
- **Order Loox 12V driver and mains lead separately, shown on page 31**



IP44



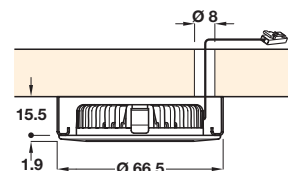
Finish	3000 K	4000 K	6000 K
Matt nickel	833.72.020	833.72.021	833.72.022
Polished chrome	-	833.72.031	-

Order qty: 1 pc

Output:	3000 K	4000 K	6000 K
Light colour:	Warm white	Cool white	Daylight white
Number of diodes:	6	6	6
Light output (Lm):	122	107	99
Wattage (W):	3.2	3.2	3.2
Efficacy (Lm/W):	38	33	31
Colour Rendering Index:	85	85	85
Brightness at distance			
250 mm:	510 Lx	550 Lx	550 Lx
500 mm:	173 Lx	182 Lx	182 Lx
750 mm:	83 Lx	90 Lx	90 Lx
1000 mm:	46 Lx	46 Lx	46 Lx



Order downlight and bezel separately for surface mounting



Loox 12V LED 2020 bezel, Ø 66.5 mm

- For surface mounting Loox LED 2020 downlight
- Screw fixing, fixings included
- Zinc alloy



Finish	Cat. No.
Nickel silver coloured	833.72.800
Polished chrome	833.72.802

Order qty: 1 pc

This page is intentionally blank

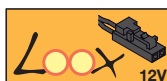


LED 2004 Barlight

If you are looking for an interesting design element for furniture, the LED 2004 barlight is ideal. It can be integrated into furniture unobtrusively because of its compact design and is available in two lengths and light colours.

LED 2004 Barlight, 12V/1.8W or 2.8W

- For surface mounting
- Screw fixing, fixings included
- Efficacy: 75 Lm per Watt
- Colour rendering index (CRI): 67
- Voltage: 12V
- With 2.0 m lead with connector
- Silver coloured anodized aluminium
- **Order switch separately, switches shown on page 46**
- **Order driver Cat. No. 833.74.900 (15W) or 833.74.901(30W) separately, shown on page 31**

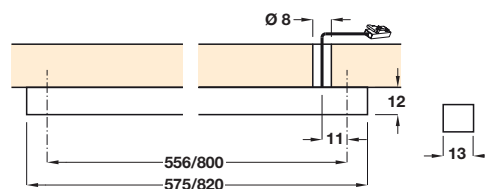


IP20


Length	Cool white 6,400 K	Warm white 3,400 K
575 mm	833.73.040	833.73.050
820 mm	833.73.041	833.73.051

Quantity price breaks: **1 / 2 / 5 / 10 / 50** pcs

Colour temperature:	Cool white 6,400 K	Warm white 3,400 K
Length (mm):	575 820	575 820
Number of diodes:	24 36	24 36
Light output (Lm):	90 135	90 135
Wattage (W):	1.8 2.8	1.8 2.8



6400 K	3400 K	120°	Distance
200 lx	150 lx		250 mm
90 lx	65 lx		500 mm
50 lx	40 lx		750 mm
35 lx	25 lx		1000 mm



LED 2005 Recess mounted barlight

The LED 2005 barlight can be flush mounted and is therefore ideal for installing lighting in display cabinets and show cases. This light gives added value to any furniture because of its decorative effect and is available in two lengths and light colours.

2005 LED Recess mounted light, 12V/1.8W or 2.8W

- For recess mounting
- Screw fixing, fixings included
- Efficacy: 75 Lm per Watt
- Voltage: 12V
- With 2.0 m lead with connector
- Silver coloured anodized aluminium
- Order switch separately, switches shown on page 46
- Order driver Cat. No. 833.74.900 (15W) or 833.74.901(30W) separately, shown on page 31



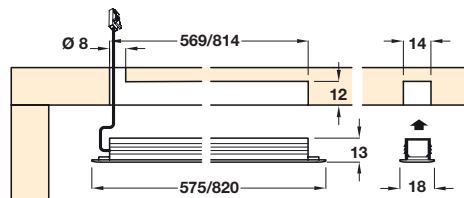
IP20



Length	Cool white 6,400 K	Warm white 3,400 K
575 mm	833.72.010	833.72.000
820 mm	833.72.011	833.72.001

Quantity price breaks: 1 / 2 / 5 / 10 / 50 pcs

Colour temperature:	Cool white 6,400 K		Warm white 3,400 K	
Length (mm):	575	820	575	820
Number of diodes:	24	36	24	36
Light output (Lm):	90	135	90	135
Wattage (W):	1.8	2.8	1.8	2.8
Colour rendering index:	66	67	66	67



6400 K	3400 K	120°	Distance
200 lx	150 lx		250 mm
90 lx	65 lx		500 mm
50 lx	40 lx		750 mm
35 lx	25 lx		1000 mm



LED 2006 Illuminated glass shelf

Functionality and design are combined perfectly in the LED 2006 which includes a strip light as well as a glass shelf. The glass shelf can be positioned with the frosted glass edge either at the front or rear to give a different effect:

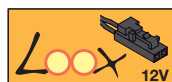
Frosted glass edge at front = Uniform diffuse light

Frosted glass edge at rear = Points of light

A different style or effect can also be achieved by choosing the blue or RGB version.

Illuminated glass shelf, 12V/2.8, 3.5, 4.0 or 4.5W

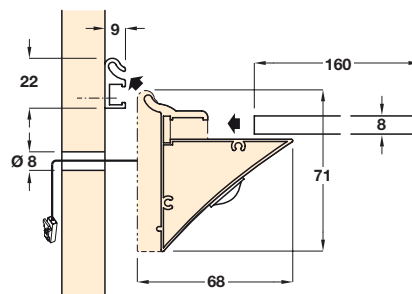
- For surface mounting
- **With built-in on/off switch**
- **RGB version is not dimmable**
- Screw fixing, fixings included
- With tempered glass shelf, 175 mm depth
- Voltage: 12V
- With 2.0 m lead with connector
- Silver coloured anodized aluminium, with satin frosted glass
- **RGB version includes integrated colour mixer**
- **Order driver Cat. No. 833.74.900 (15W) or 833.74.901 (30W) separately, shown on page 31**



IP20

Length	Cool white	Blue	RGB
600 mm	833.74.020	833.74.010	833.74.000
900 mm	833.74.021	833.74.011	833.74.001

Quantity price breaks: **1 / 2 / 5 / 8 / 10** pcs



Colour temperature:	Cool white 6,400 K		Blue		RGB	
Length (mm):	600	900	600	900	600	900
Number of diodes:	33	51	33	51	15	24
Light output (Lm):	198	306	20	31	20	31
Efficacy (Lm per Watt):	66	61	7	6	7	6
Colour rendering index:	70-80		N/A		N/A	
Wattage (W):	2.8	4.0	2.8	3.5	2.8	4.5



LED 2007 Glass edge light

The LED 2007 clip-on profile is designed for installing behind glass shelving. It is ideal for 8 mm thick glass shelves (not included) and only requires an extremely small amount of space behind the glass shelf.

Two lengths and two light colours are available and different effects can be achieved by the type of glass used, to create a very individual design:

Frosted glass = Diffuse light

Clear glass = Points of light

LED 2007 Glass edge light 12V/2.5 or 4.0W

- Profile surface mounted, shelf push fits into profile
- For use with 8 mm thick glass shelf (not included)
- **Note:** LED 2007 has no load bearing function
- Screw fixing, fixings included
- Voltage: 12V
Wattage: 2.5W (560 mm length) or 4W (860 mm length)
- With 2.0 m lead with connector
- Silver coloured anodized aluminium
- **Order switch separately, switches shown on page 46**
- **Order Loox 12V driver and mains lead separately, shown on page 31**

Note added



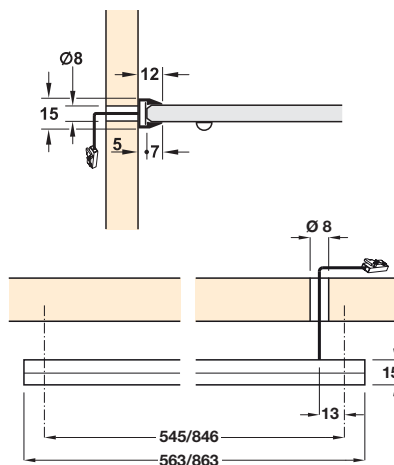
IP20



Length	Warm white 3,400 K	Blue
560 mm	833.74.050	+ 833.74.060
860 mm	833.74.051	+ 833.74.061

Quantity price breaks: 1 / 2 / 5 / 8 / 10 pcs

+ Discontinued when stock = 0



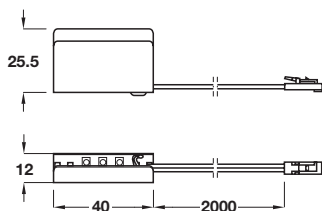

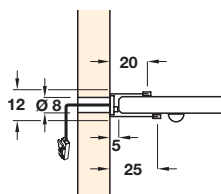
LED 2007
Catalogue shows
lengths as 563/863.
Correct lengths are
560/860.

Colour temperature:	Warm white 3,400 K		Blue	
Length (mm):	560	860	560	860
Number of diodes:	30	48	30	48
Light output (Lm):	180	288	18	29
Efficacy (Lm per Watt):	72	72	7	7
Colour rendering index:	55-60		N/A	
Wattage (W):	2.5	4.0	2.5	4.0



Loox LED 2019 Glass edge clip light

This stainless steel light clips to the rear edge of glass shelves from 6 to 12 mm thick.

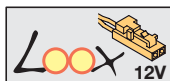


Loox 12V LED 2019 Glass edge clip light, 40 mm

- Surface mounted, shelf push fits into clip
- For use with 6-12 mm glass shelves (not included)
- **Note:** LED 2019 has no load bearing function
- Screw fixing, fixings included
- Voltage: 12V. Wattage: 0.2W
- With 2.0 m lead with Loox 12V connector
- Stainless steel housing
- **Order switch separately, switches shown on page 46**
- **Order Loox 12V driver and mains lead separately, shown on page 31**



IP20



Finish	4000 K	6000 K
Polished	833.74.130	833.74.120

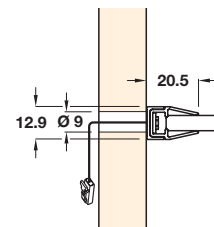
Order qty: 1 pc

Output:	4000 K	6000 K
Light colour:	Cool white	Daylight white
Number of diodes:	3	3
Light output (Lm):	15	19
Wattage (W):	0.2	0.2
Efficacy (Lm/W):	75	95
Colour Rendering Index:	88	84



Loox LED 2021 Glass edge light, two light sources

LEDs direct light through the glass edge as standard but also through oval spaces within the top profile edge to give two light sources and a unique light effect. Profile can also be fitted so that light emits down rather than up.

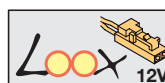


Loox 12V LED 2021 Glass edge light, 563/863 mm

- Profile surface mounted, shelf push fits into profile
- For use with 6-8 mm thick glass shelf (not included)
- **Note:** LED 2021 has no load bearing function
- Screw fixing, fixings included
- Voltage: 12V. Wattage: See table below
- With 2.0 m lead with Loox 12V connector
- Silver coloured anodized aluminium
- **Order switch separately, switches shown on page 46**
- **Order Loox 12V driver and mains lead separately, shown on page 31**



IP20



Length	4000 K
562 mm	833.74.142
862 mm	833.74.143

Order qty: 1 pc

Output:	4000 K	
Light colour:	Cool white	
Length	562 mm	862 mm
Number of diodes:	21	32
Light output (Lm):	89	137
Wattage (W):	2.1	3.2
Efficacy (Lm/W):	42	43
Colour Rendering Index:	70	70
Brightness at 250 mm distance:	330 Lx	330 Lx
Brightness at 500 mm distance:	125 Lx	125 Lx
Brightness at 750 mm distance:	70 Lx	70 Lx
Brightness at 1000 mm distance:	30 Lx	30 Lx

This page is intentionally blank



LED 2003 Downlight with sensor switch

Wide shelves, wall units and worktops - these are the standard areas of application for the LED 2003 light bar with its generous amount of light. Thanks to an integrated sensor, an on/off switch is not needed.

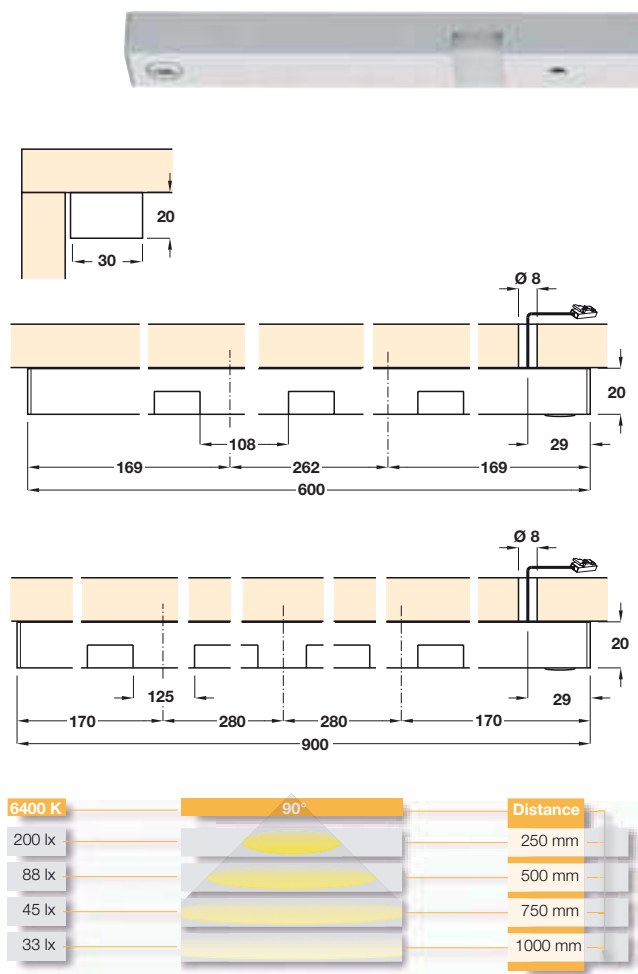
LED 2003 Downlight with sensor switch 12V/3.0 or 3.6W

- For surface mounting
- Screw fixing, fixings included
- Colour temperature: Cool white 6,400 K
- Length (mm): 600 900
- Number of diodes: 9 12
- Light output (Lm): 140 210
- Efficacy (Lm per Watt): 58 66
- Wattage (W): 3.0 3.6
- Colour rendering index (CRI): 67
- Voltage: 12V
- With 2.0 m lead with connector
- Silver coloured anodized aluminium
- With integrated sensor switch
- **Note: This light is not dimmable**
- **Order driver Cat. No. 833.74.900 (15W) or 833.74.901 (30W) separately, shown on page 31**



Length	No. of light openings	Cool white 6,400 K
600 mm	3	833.73.020
900 mm	4	833.73.021

Quantity price breaks: 1 / 2 / 5 / 8 / 10 pcs





LED 2008 Drawer light

The 2008 light bar with its integrated sensor switch brings light into the darkest storage space. Typical areas of application are the areas behind doors and drawers, where an evenly distributed light, directed towards the front and downwards, is best suited.

LED 2008 Drawer light 12V/1.5, 2.0, 2.5, 3.0 or 3.5W

- For surface mounting, clips onto mounting brackets
- Screw fixing mounting brackets and fixings included
- Colour temperature: Cool white 6,400 K
- Efficacy: 44 Lm per Watt
- Colour rendering index (CRI): 67
- Voltage: 12V. Wattage: See table below
- With 2.0 m lead with connector
- Silver coloured anodized aluminium
- With integrated door sensor switch
- **Note this light is not dimmable**
- **Order driver 833.74.900 (15W) or 833.74.901 (30W) separately, shown on page 31**

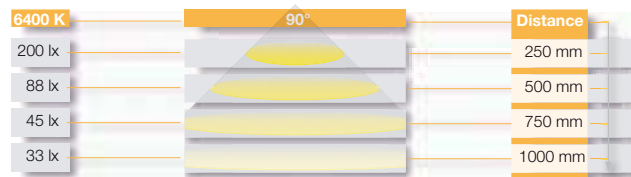
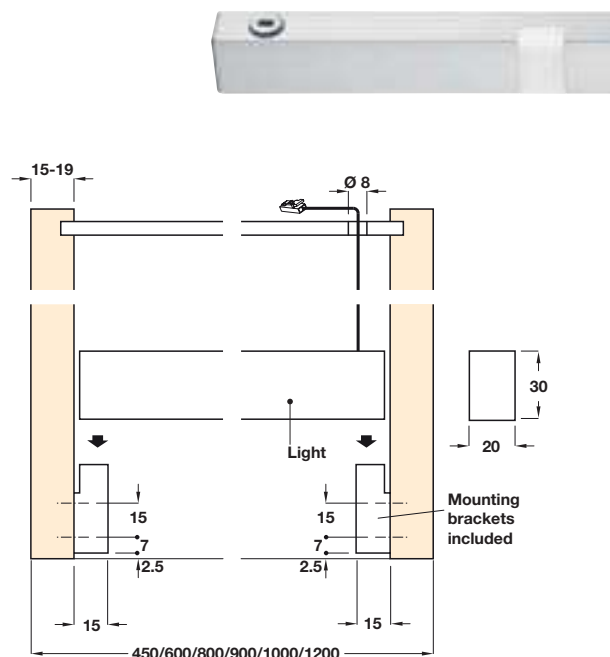


IP20



Length	Wattage	Number of LEDs	Number of openings	Light output	Cool white 6,400 K
405 mm	1.5W	6	2	70 Lm	833.73.060
555 mm	2.0W	9	3	105 Lm	833.73.061
755 mm	2.5W	12	4	140 Lm	833.73.062
855 mm	2.5W	12	4	140 Lm	833.73.065
955 mm	3.0W	15	5	175 Lm	833.73.063
1155 mm	3.5W	18	6	210 Lm	833.73.064

Quantity price breaks: **1 / 2 / 5 / 8 / 10** pcs





LED 2009 RGB light

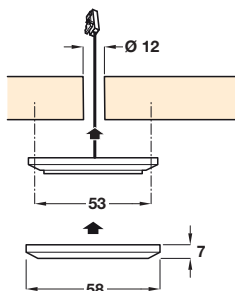
Do you want to enhance your furniture and furnishings with lighting using an individual colour shade or using automatic colour changes? If so, the space-saving LED 2009 colour changing light is the right choice. Order colour mixer with remote control separately.



+ **Discontinued when stock = 0**

LED 2009 RGB light, 12V/1.2W

- For surface mounting
- Screw fixing, fixings included
- Lamp contains: 8 diodes
- Light colour: RGB
- Light output: 10 Lm
- Efficacy: 8 Lm per Watt
- Voltage: 12V. Wattage: 1.2W
- With 2.5 m lead with connector
- Matt stainless steel
- **Order colour mixer with remote control Cat. No. 833.74.700 separately. Note this light is not dimmable**
- 9-Way RGB distributor Cat. No. 833.74.741 available
- Switches (optional) shown on page 46
- **Order Loox 12V driver and mains lead separately, shown on page 31**



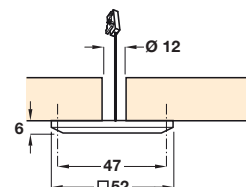
Finish	RGB
Matt stainless steel	+ 833.73.150

Quantity price breaks: 1 / 2 / 5 / 8 / 10 pcs



LED 2010 RGB light

The LED 2010 is the right choice if you wish to create a design feature of changing light colours in a small amount of space. Suitable for use as a downlight or for use in plinths. Order colour mixer with remote control separately.



LED 2010 RGB light, 12V/1.7W

- For surface mounting
- Screw fixing, fixings included
- Lamp contains: 9 diodes
- Light colour: RGB
- Light output: 15 Lm
- Efficacy: 9 Lm per Watt
- Voltage 12V. Wattage: 1.7W
- With 2.5 m lead with connector
- Matt stainless steel
- **Order colour mixer with remote control Cat. No. 833.74.700 separately. Note this light is not dimmable**
- 9-Way RGB distributor Cat. No. 833.74.741 available
- Switches (optional) shown on page 46
- **Order Loox 12V driver and mains lead separately, shown on page 31**

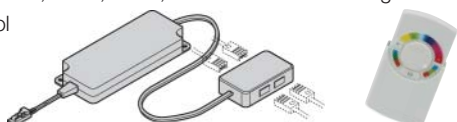
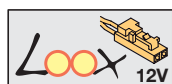


Finish	RGB
Matt stainless steel	833.73.100

Quantity price breaks: 1 / 2 / 5 / 8 / 10 pcs

Colour mixer

- For use with LED 2009, 2010, 2012, 2014 and 2016 RGB lights
- With remote control



Cat. No.
Colour mixer, 30W

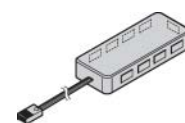
+ 833.74.700

Quantity price breaks: 1 / 2 / 5 / 8 / 10 pcs

Discontinued when stock = 0
For 833.74.700 order new colour mixer 833.74.800 and remote 833.74.701 separately.

9-Way RGB distributor

- For use with LED RGB colour mixer Cat. No. 833.74.700



Cat. No.
9-way distributor

Quantity price breaks: 1 / 2 / 5 / 8 / 10 pcs



Loox 12V RGB colour mixer and remote control

- Colour mixer for use with Loox LED 2009, 2010, 2012, 2014, 2016 to control RGB colour change
- With 4-way distributor
- White plastic
- **Order remote control Cat. No. 833.74.701 separately**
- One remote can control an unlimited number of mixers
- Max. remote control distance: 15 m
- **Order Loox 12V driver and mains lead separately, shown on page 31**



	Cat. No.
Colour mixer, 30W	833.74.800
Remote control	833.74.701

Order qty: 1 pc

This page is intentionally blank

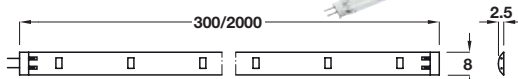




LED 2011 flexible strip light

The LED 2011 needs very little space to install and is easy to adapt into any furniture or interior design.

With self adhesive backing it is ideal for retro-fitting and can also be shortened if required.



LED 2011 Flexible strip light, 12V/0.8 or 5W

- Installation: Self adhesive
- Can be shortened after every 75 mm (300 mm length or every 83 mm (2000 mm length) **Text amended.**
- White plastic
- **Order switch separately, switches shown on page 46**
- **Order connecting lead Cat. No. 833.74.712 shown right and order Loox 12V driver and mains lead separately, shown on page 31**



IP20



Length	Cool white 5,000 K	Warm white 3,200 K
300 mm	833.73.250	833.73.260
2000 mm	833.73.252	833.73.262

Quantity price breaks: 1 / 2 / 5 / 10 / 50 pcs

Light set (5,000 K, 3/4x 300 mm length) with driver and leads		
Number of lights included	3	4
Individually boxed	833.73.255	833.73.256

Order qty: 1 set

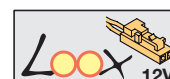
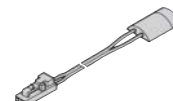
Packed sets now available

5000 K	3200 K	120°	Distance
108 lx	90 lx		250 mm
38 lx	30 lx		500 mm
18 lx	12 lx		750 mm
10 lx	5 lx		1000 mm

Colour temperature:	Cool white 5,000 K		Warm white 3,200 K	
Length (mm):	300 mm	2000 mm	300 mm	2000 mm
Number of diodes:	12	72	12	72
Light output (Lm):	39	237	32	194
Efficacy (Lm per Watt):	49	47	40	39
Wattage:	0.8	5.0	0.8	5.0
Colour rendering index:	80	80	90	90

LED 2011 Connecting lead

- Must be ordered separately for connecting flexible strip light to driver
- Order **driver** Cat. No. **833.74.900** (15W) or **833.74.901** (30W) separately, shown on page 31
- White plastic



Length	2500 mm
Cat. No.	833.74.712

Quantity price breaks: 1 / 2 / 5 / 10 / 50 pcs

**Catalogue shows White plastic
Correct finish is Black plastic**

LED 2011 Interconnecting lead

- 50 mm version for corner connection
- 500 and 1500 mm versions for connecting strips in continuous run
- **Black plastic**



Length	50 mm	500 mm	1500 mm
Cat. No.	833.74.713	833.74.772	833.74.775

Quantity price breaks: 1 / 2 / 5 / 10 / 50 pcs

LED 2011 T-connector, 12V/0.2W


- For connecting LED 2011 flexible strip lights, has 2 male and 1 female connector
- T-connector has 3 diodes
- Voltage: 12V. Wattage: 0.2W
- White plastic



Length	Cool white 5,000 K	Warm white, 3,200 K
75 mm	833.73.300	833.73.310

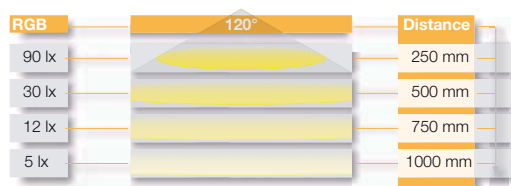
Quantity price breaks: 1 / 2 / 5 / 10 / 50 pcs






RGB LED 2012 colour changing flexible strip lights

Furniture is put into the right light by means of individually selectable light colours using the LED 2012 colour changing strip light. Ideal for retrofitting: The strip light can be shortened in accordance with customer requirements and flexibly adapted to any furnishing or interior.



Discontinued when stock = 0
For 833.74.700 order new
colour mixer 833.74.800 and
remote 833.74.701 separately.



LED 2012 RGB Flexible strip light, 12V/2.0W or 12.0W

- Installation: Self adhesive
- Can be shortened after every sixth LED, every 150 mm
- Light colour: RGB
- Voltage: 12V.
- Wattage: 2W (300 mm length) or 12W (2000 mm length)
- White plastic
- **Order colour mixer with remote control Cat. No. 833.74.700 separately. Note this light is not dimmable**
- Switches (optional) shown on page 46
- **Order Loox 12V driver and mains lead separately, shown on page 31**



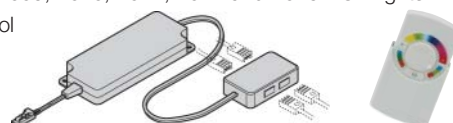
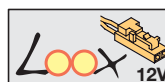
Length	RGB
300 mm	833.73.320
2000 mm	833.73.322

Quantity price breaks: 1 / 2 / 5 / 8 / 10 pcs

Light colour:	RGB	
Length:	300 mm	2000 mm
Number of diodes:	12	72
Light output (Lm):	22	129
Efficacy (Lm per Watt):	12	13
Wattage (W):	2.0	12.0

Colour mixer, 12V/30W

- For use with LED 2009, 2010, 2012, 2014 and 2016 RGB lights
- With remote control

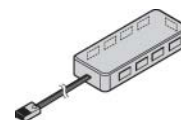


Cat. No.
Colour mixer, 30W
+833.74.700

Quantity price breaks: 1 / 2 / 5 / 8 / 10 pcs

9-Way RGB distributor

- For use with LED RGB colour mixer Cat. No. 833.74.700

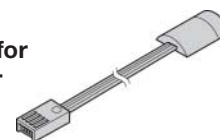


Cat. No.
9-way distributor
833.74.741

Quantity price breaks: 1 / 2 / 5 / 8 / 10 pcs

LED 2012 RGB Interconnecting lead for connecting strip light to colour mixer

- Must be ordered separately
- White plastic

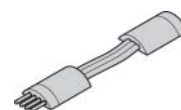


Length	2500 mm
Cat. No.	833.74.711

Quantity price breaks: 1 / 2 / 5 / 10 / 50 pcs

LED 2012 RGB Interconnecting lead

- 50 mm version for corner connection
- 500 mm version for connecting strips in continuous run
- White plastic



Length	50 mm	500 mm
Cat. No.	833.74.710	833.74.762

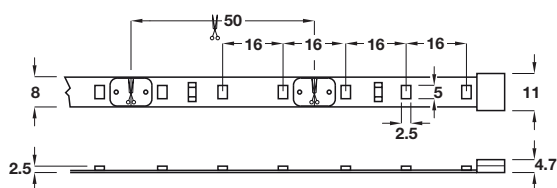
Quantity price breaks: 1 / 2 / 5 / 10 / 50 pcs





LED 2013 5 m strip light with 300 LEDs

The LED 2013 strip light is ideal for background lighting for furniture and furnishings. The close LED grouping on the strip provides uniform lighting. The strip light can be shortened individually and is therefore extremely flexible to fit into any design.



LED 2013 5 m flexible strip light with 300 LEDs, 12V/24W

- Installation: Self adhesive
- Can be shortened every 50 mm
- Contains 300 diodes (60 per metre)
- Voltage: 12V. Wattage: 24W (uncut) Max. 5 m per 30W driver
- 2.0 m lead with connector included (Cat. No. 833.74.718)
- White LED board
- **Aluminium profiles with frosted cover are available separately if required, shown on page 26**
- **Switches (optional) shown on page 46**
- **Order driver Cat. No. 833.74.900 (15W) or 833.74.901 (30W) separately, shown on page 31**



IP20



Colour temperature	Cat. No.
Cool white 6,500 K	833.73.340
Warm white 3,200 K	833.73.330
Natural white 4,000 K	833.73.331
Blue	833.73.350
Red	833.73.360

Quantity price breaks: **1 / 2 / 5 / 8 / 10** pcs

Colour temperature:	Light output (Lm)	Efficacy (Lm per Watt)	Colour rendering index
Cool white 6,500 K	1800	75	75
Warm white 3,200 K	1440	60	65
Natural white 4,000 K	1440	60	65
Blue	408	17	N/A
Red	516	22	N/A

6500 K	3200 K	Blue	Red	120°	Distance
240 lx	200 lx	190 lx	180 lx		250 mm
82 lx	70 lx	64 lx	62 lx		500 mm
44 lx	32 lx	29 lx	28 lx		750 mm
26 lx	20 lx	18 lx	16 lx		1000 mm

LED 2013 / 2015 Connecting lead

- Included with strip light; order this additional lead separately if required
- With 12V plug system and clip for LED strip light

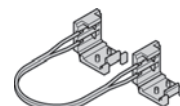


Length	2000 mm
Cat. No.	833.74.718

Quantity price breaks: **1 / 2 / 5 / 10 / 50** pcs

LED 2013 / 2015 Interconnecting lead

- With clips for LED strip light



Length	50 mm	500 mm	2000 mm
Cat. No.	833.74.715	833.74.719	833.74.716

Quantity price breaks: **1 / 2 / 5 / 10 / 50** pcs

LED 2013 / 2015 Clip connector

- For connecting two lengths of LED strip light together



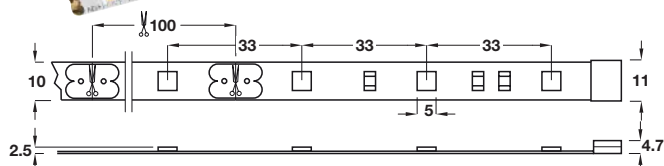
	Cat. No.
Clip connector	833.74.720

Quantity price breaks: **1 / 2 / 5 / 10 / 50** pcs



LED 2015 5 m strip light with 150 LEDs

The 5 metre LED 2015 strip light is ideal for all applications involving direct lighting of furniture, furnishings and interiors. Can be shortened to individual lengths to suit any design project.



LED 2015 5 m flexible strip light with 150 LEDs, 12V/40W

- Installation: Self adhesive
- Can be shortened every 100 mm
- Contains 150 diodes (30 per metre)
- Voltage: 12V. Wattage: **36W (uncut)** Max 3.8 m per 30W driver
- 2.0 m lead with connector included (Cat. No. 833.74.718)
- White LED board
- **Aluminium profiles with frosted cover are available separately if required, shown on page 26 and 26A-B**
- **Order switch separately, switches shown on page 46**
- **Order Loox 12V driver and mains lead separately, shown on page 31**

Catalogue shows 40W (uncut). Correct wattage is 36W (uncut).



IP20



	Daylight white 6,500 K	Warm white 3,200 K	Blue	Red
Cat. No.	833.73.410	833.73.400	833.73.420	833.73.430

Quantity price breaks: **1 / 2 / 5 / 8 / 10** pcs

Colour temperature	Daylight white 6,500 K	Warm white 3,200 K	Blue	Red
Light output (Lm)	2808	2412	504	612
Efficacy (Lm per Watt)	78	67	14	17
Colour rendering index	78	67	N/A	N/A

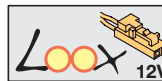
6500 K	3200 K	Blue	Red	120°	Distance
500 lx	400 lx	380 lx	360 lx		250 mm
165 lx	140 lx	135 lx	124 lx		500 mm
88 lx	70 lx	60 lx	58 lx		750 mm
50 lx	40 lx	36 lx	32 lx		1000 mm

Light colours reclassified for continuity as below:

Light colour	K Value
Warm white	Up to 3400 K
Cool white	3400-5700 K
Daylight white	57000 K or more

LED 2013 / 2015 Connecting lead

- Included with strip light; order this additional lead separately if required
- With 12V plug system and clip for LED strip light

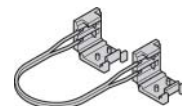


Length	2000 mm
Cat. No.	833.74.718

Quantity price breaks: **1 / 2 / 5 / 10 / 50** pcs

LED 2013 / 2015 Interconnecting lead

- With clips for LED strip light



Length	50 mm	500 mm	2000 mm
Cat. No.	833.74.715	833.74.719	833.74.716

Quantity price breaks: **1 / 2 / 5 / 10 / 50** pcs

LED 2013 / 2015 Clip connector

- For connecting two lengths of LED strip light together



	Cat. No.
Clip connector	833.74.720

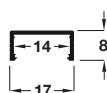
Quantity price breaks: **1 / 2 / 5 / 10 / 50** pcs

Loox LED 12V Lighting System

Aluminium Profiles for LED 2013 and 2015



These profiles are only suitable for LED 2013 and 2015 strip lights. Insulating strip is included with all profiles.



Aluminium profile, surface mounting

- For use with LED 2013/2015 shown on pages **24-25** and LED 3013/3015 shown on **page 38D**
- For mounting as down light
- With frosted plastic cover
- Silver coloured anodized aluminium profile



Text added - also suitable for LED 3013/3015



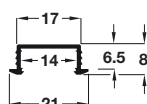
End cap 833.74.730

Length	2500 mm
Cat. No.	833.74.729

Quantity price breaks: **1 / 2 / 5 / 8 / 10** pcs

Order separately for profile 833.74.729	Cat. No.
Silver coloured plastic	833.74.730

Quantity price breaks: **1 / 2 / 5 / 8 / 10** pairs



Aluminium profile, recess mounting

- For use with LED 2013 or 2015 shown on pages **24-25**
- For recessed installation
- With frosted plastic cover
- Silver coloured anodized aluminium profile



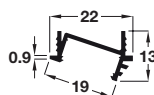
End cap 833.72.709

Length	2500 mm
Cat. No.	833.72.705

Quantity price breaks: **1 / 2 / 5 / 8 / 10** pcs

Order separately for profile 833.72.705	Cat. No.
Silver coloured plastic	833.72.709

Quantity price breaks: **1 / 2 / 5 / 8 / 10** pairs



Aluminium profile, angled recess installation

- For use with LED 2013 or 2015 shown on pages **24-25**
- For angled installation
- Requires routed groove width x depth: 18.5 x 7 mm
- With frosted plastic cover
- Silver coloured anodized aluminium profile



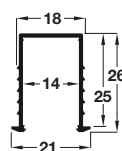
End cap 833.72.719

Length	2500 mm
Cat. No.	833.72.715

Quantity price breaks: **1 / 2 / 5 / 8 / 10** pcs

Order separately for profile 833.72.715	Cat. No.
Silver coloured plastic	833.72.719

Quantity price breaks: **1 / 2 / 5 / 8 / 10** pairs



Aluminium profile, recess mounting

- For use with LED 2013 or 2015 shown on pages **24-25**
- For recessed installation, 25 mm deep
- The depth of this profile provides an equal, strong line of light
- With frosted plastic cover
- Silver coloured anodized aluminium profile



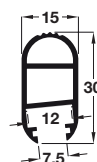
833.72.729 End cap

Length	2500 mm
Cat. No.	833.72.725

Quantity price breaks: **1 / 2 / 5 / 8 / 10** pcs

Order separately for profile 833.72.725	Cat. No.
Silver coloured plastic	833.72.729

Quantity price breaks: **1 / 2 / 5 / 8 / 10** pairs



Wardrobe rail profile

- For use with LED 2013/2015 shown on pages **24-25** and LED 3013/3015 shown on **page 38D**
- Order rail end supports and centre support separately
- With frosted plastic cover
- Silver coloured anodized aluminium

Text added - also suitable for LED 3013/3015

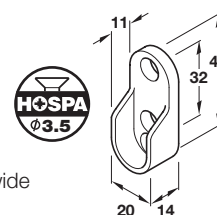


Length	2500 mm
Cat. No.	833.72.735

Quantity price breaks: **1 / 2 / 5 / 8 / 10** pcs

Rail end support

- For use with oval wardrobe rails, 15 mm wide
- Zinc alloy



Finish	Cat. No.
Polished nickel-plated	803.33.758

Quantity price breaks: **10 / 20 / 50 / 100 / 250** pcs



Rail centre support, height adjustable

- Height adjustable 90-105 mm
- For use with oval wardrobe rails, 15 mm wide
- Zinc alloy

Finish	Cat. No.
Polished chrome	802.05.200

Quantity price breaks: **2 / 6 / 10 / 24 / 60** pcs



Milky



Frosted

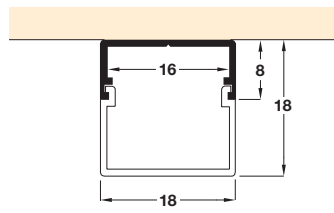
Profile cover finishes

Different light effects:

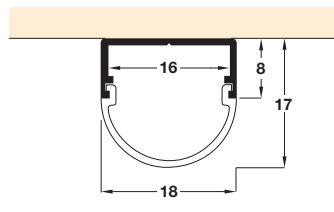
- **Milky cover:** The material is dyed. Creates a homogeneous surface-directed light with uniform intensity. The light appears 'soft'.
- **Frosted cover:** The surface is frosted. The light appears 'velvet-white' and creates a sophisticated, high-quality impression.

LED points are visible depending on combination of LED strip light and aluminium profile used - see charts for details.

Diffuser	Visible LED points			
	LED 2013	LED 2015	LED 3013	LED 3015
Milky	✓	✓	✓	x
Frosted	✓	✓	✓	✓



End cap with cable outlet, rectangular 833.74.823



End cap with cable outlet, round 833.74.824

Diffuser	Visible LED points			
	LED 2013	LED 2015	LED 3013	LED 3015
Milky	✓	✓	✓	x

Aluminium profile, surface mounting

- For use with LED 2013/2015 shown on pages 24-25 and LED 3013/3015 shown on page 38D
- For surface mounting
- With milky plastic cover
- Silver coloured anodized aluminium profile

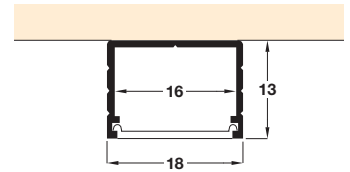
Available Sept 2013

Length	Rectangular	Round
2500 mm	833.74.813	833.74.814

Order qty: 1 pc

Order separately for profiles:	Rectangular	Round
Silver coloured plastic	833.74.823	833.74.824

Order qty: 1 pair



End cap with cable outlet 833.74.821

Diffuser	Visible LED points			
	LED 2013	LED 2015	LED 3013	LED 3015
Milky	✓	✓	✓	x
Frosted	✓	✓	✓	✓

Aluminium profile, surface mounting

- For use with LED 2013/2015 shown on pages 24-25 and LED 3013/3015 shown on page 38D
- For surface mounting
- With frosted or milky plastic cover
- Silver coloured anodized aluminium profile

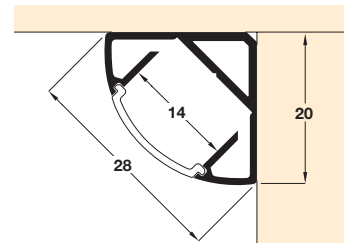
Available Sept 2013

Length	Milky	Frosted
2500 mm	833.74.810	833.74.811

Order qty: 1 pc

Order separately for profiles 833.74.810/811	Cat. No.
Silver coloured plastic	833.74.821

Order qty: 1 pair



End cap with cable outlet 833.74.822



Bracket 833.74.825



Mounting plate 833.74.826

Diffuser	Visible LED points			
	LED 2013	LED 2015	LED 3013	LED 3015
Milky	✓	✓	✓	x
Frosted	✓	✓	✓	✓

Aluminium corner profile, surface mounting

- For use with LED 2013/2015 shown on pages 24-25 and LED 3013/3015 shown on page 38D
- For corner mounting
- With frosted cover
- Silver coloured anodized aluminium profile

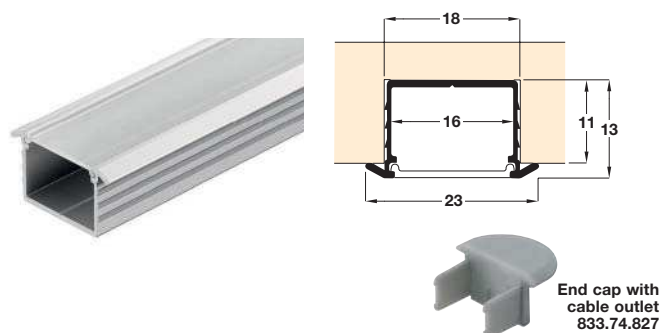
Available Sept 2013

Length	Frosted
2500 mm	833.74.812

Order qty: 1 pc

Order separately for profile 833.74.812	Cat. No.
End caps	Silver coloured plastic 833.74.822
Brackets	Silver coloured plastic 833.74.825
Mounting plates	Silver coloured stainless steel 833.74.826

Order qty: 1 pair



Diffuser	Visible LED points			
	LED 2013	LED 2015	LED 3013	LED 3015
Milky	✓	✓	✓	x
Frosted	✓	✓	✓	✓

Aluminium profile, recess mounting

- For use with LED 2013/2015 shown on pages 24-25 and LED 3013/3015 shown on page 38D

- For recess mounting
- With milky or frosted plastic cover
- Silver coloured anodized aluminium profile

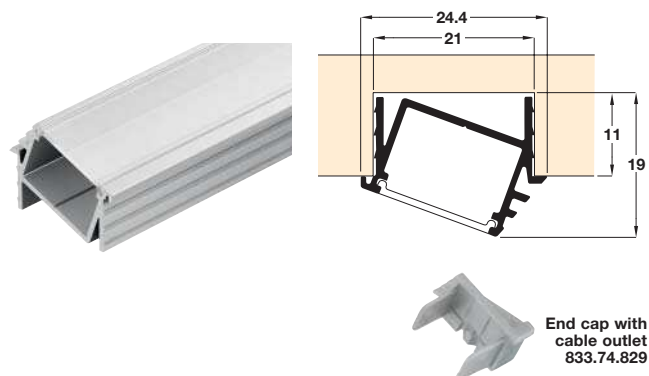
Available Sept 2013

Length	Milky	Frosted
2500 mm	833.74.815	833.74.816

Order qty: 1 pc

Order separately for profiles 833.74.815/816	Cat. No.
Silver coloured plastic	833.74.827

Order qty: 1 pair



Diffuser	Visible LED points			
	LED 2013	LED 2015	LED 3013	LED 3015
Milky	✓	✓	✓	x
Frosted	✓	✓	✓	✓

Aluminium profile, recess mounting

- For use with LED 2013/2015 shown on pages 24-25 and LED 3013/3015 shown on page 38D

- For recess mounting
- With frosted or milky plastic cover
- Silver coloured anodized aluminium profile

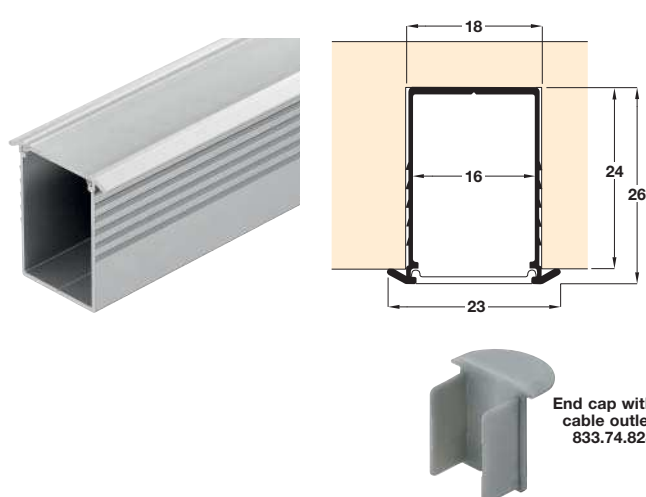
Available Sept 2013

Length	Milky	Frosted
2500 mm	833.74.817	833.74.818

Order qty: 1 pc

Order separately for profiles 833.74.817/818	Cat. No.
Silver coloured plastic	833.74.829

Order qty: 1 pair



Diffuser	Visible LED points			
	LED 2013	LED 2015	LED 3013	LED 3015
Milky	x	x	x	x
Frosted	✓	✓	✓	✓

Aluminium profile, recess mounting

- For use with LED 2013/2015 shown on pages 24-25 and LED 3013/3015 shown on page 38D

- For recess mounting, 24 mm deep
- With frosted or milky plastic cover
- Silver coloured anodized aluminium profile


Available Sept 2013

Length	Milky	Frosted
2500 mm	833.74.819	833.74.820

Order qty: 1 pc

Order separately for profiles 833.74.819/820	Cat. No.
Silver coloured plastic	833.74.828

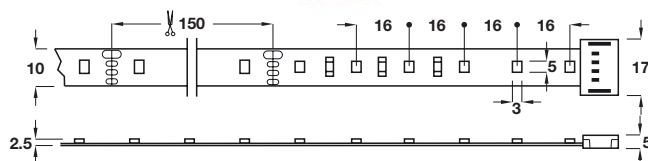
Order qty: 1 pair



LED 2014 5 m strip light with 300 RGB LEDs

Compact light energy in the form of 300 RGB light emitting diodes on a 5-metre strip: This is the LED 2014 colour changing strip light which is ideally suited for uniform background lighting of furniture and furnishings because of the close grouping of the LEDs.

Discontinued when stock = 0
For 833.74.700 order new
colour mixer 833.74.800 and
remote 833.74.701 separately.



LED 2014 5 m strip light with 300 RGB LEDs, 12V/24W

- Installation: Self adhesive
- Can be shortened every 150 mm
- Contains 300 diodes (60 per metre)
- Light colour: RGB
- Light output: 816 Lm
- Efficacy: 34 Lm per Watt
- Voltage: 12V. Wattage: 24W (uncut). Max. 5 m per 30W driver
- With 2.0 m lead with connector
- White LED board
- **Order colour mixer with remote control**
Cat. No. 833.74.700 separately
- **Note this light is not dimmable**
- Switches (optional) shown on page 46
- **Order Loox 12V driver and mains lead separately,**
shown on page 31



IP20



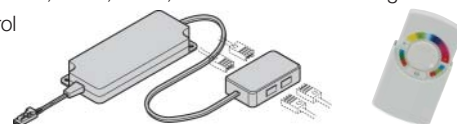
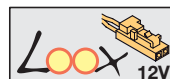
Light colour	RGB
Cat. No.	833.73.370

Quantity price breaks: 1 / 2 / 5 / 8 / 10 pcs

RGB	120°	Distance
190 lx		250 mm
64 lx		500 mm
29 lx		750 mm
18 lx		1000 mm

Colour mixer, 12V/30W

- For use with LED 2009, 2010, 2012, 2014 and 2016 RGB lights
- With remote control



	Cat. No.
Colour mixer, 30W	+833.74.700

Quantity price breaks: 1 / 2 / 5 / 8 / 10 pcs

9-Way RGB distributor

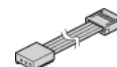
- For use with LED RGB colour mixer Cat. No. 833.74.700

	Cat. No.
9-way distributor	833.74.741

Quantity price breaks: 1 / 2 / 5 / 8 / 10 pcs

LED 2014 / 2016 Connecting lead

- Included with strip light; order this additional lead separately if required
- With 12V plug system and clip for LED strip light

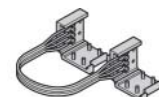


Length	2000 mm
Cat. No.	833.74.717

Quantity price breaks: 1 / 2 / 5 / 10 / 50 pcs

LED 2014 / 2016 Interconnecting lead

- With clips for LED strip light



Length	50 mm	500 mm	2000 mm
Cat. No.	833.74.750	833.74.727	833.74.752

Quantity price breaks: 1 / 2 / 5 / 10 / 50 pcs

LED 2014 / 2016 Clip connector

- For connecting two lengths of LED strip light together



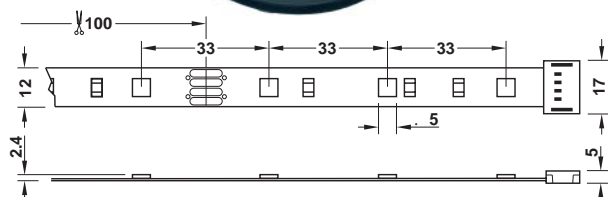
	Cat. No.
Clip connector	833.74.728

Quantity price breaks: 1 / 2 / 5 / 10 / 50 pcs



LED 2016 5 m strip light with 150 RGB LEDs

Extremely bright light sources with changing colours are often in demand for lighting equipment items and furniture. The LED 2016 colour changing strip light meets these requirements easily.



LED 2016 5 m strip light with 150 RGB LEDs, 12V/36W

- Installation: Self adhesive
- Can be shortened every 150 mm
- Contains 150 diodes (30 per metre)
- Light colour: RGB
- Light output: 1224 Lm
- Efficacy: 34 Lm per Watt
- Voltage: 12V. Wattage: 36W (uncut). Max. 3.8 m per 30W driver
- 2.0 m lead with connector included (Cat. No. 833.74.717)
- White LED board
- **Order colour mixer with remote control Cat. No. 833.74.700 separately**
- **Note this light is not dimmable**
- Switches (optional) shown on page 46
- **Order Loox 12V driver and mains lead separately, shown on page 31**



IP20



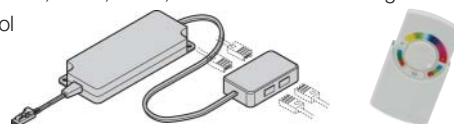
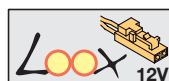
Light colour	RGB
Cat. No.	833.73.450

Quantity price breaks: 1 / 2 / 5 / 8 / 10 pcs

RGB	Distance
380 lx	250 mm
135 lx	500 mm
60 lx	750 mm
36 lx	1000 mm

Colour mixer, 12V/30W

- For use with LED 2009, 2010, 2012, 2014 and 2016 RGB lights
- With remote control



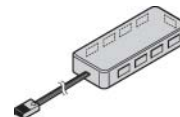
Discontinued when stock = 0
For 833.74.700 order new colour mixer 833.74.800 and remote 833.74.701 separately.

	Cat. No.
Colour mixer, 30W	+ 833.74.700

Quantity price breaks: 1 / 2 / 5 / 8 / 10 pcs

9-Way RGB distributor

- For use with LED RGB colour mixer Cat. No. 833.74.700

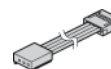


	Cat. No.
9-way distributor	833.74.741

Quantity price breaks: 1 / 2 / 5 / 8 / 10 pcs

LED 2014 / 2016 Connecting lead

- Included with strip light; order this additional lead separately if required
- With 12V plug system and clip for LED strip light



Length	2000 mm
Cat. No.	833.74.717

Quantity price breaks: 1 / 2 / 5 / 10 / 50 pcs

LED 2014 / 2016 Interconnecting lead

- With clips for LED strip light



Length	50 mm	500 mm	2000 mm
Cat. No.	833.74.750	833.74.727	833.74.752

Quantity price breaks: 1 / 2 / 5 / 10 / 50 pcs

LED 2014 / 2016 Clip connector

- For connecting two lengths of LED strip light together



	Cat. No.
Clip connector	833.74.728

Quantity price breaks: 1 / 2 / 5 / 10 / 50 pcs



LED 2017 Bar strip light

The LED 2017 strip light set can be used in a wide range of decorative applications such as shelf lighting, plinth lighting, background lighting etc... The set is also perfectly suitable for retrofitting in existing furniture.



LED 2017 Bar strip light, 3-piece set, 12V/0.72W x 3

- Installation: Self adhesive
- Contains 3x 12 diodes
- Set includes: 3x 300 mm LED strip lights, 3x end caps, 6x clips, 6x double sided adhesive strips, 2x interconnecting leads, 3x 2.0 m leads with connectors, fixing screws.
- Colour temperature: **Daylight white** 6,400 K **Warm white** 3,000/3,200 K
- Light output (Lm): 52 (x 3) 50 (x 3)
- Efficacy (Lm per Watt): 72 70
- Colour rendering index: 60 65
- Voltage: 12V. Wattage: 0.72W x 3
- Transparent plastic
- **Order switch separately, switches shown on page 46**
- **Order Loox 12V driver and mains lead separately, shown on page 31**



Colour temperature	Cat. No.
Daylight white 6,400 K	833.73.080
Warm white 3,000 K	+ 833.73.070
Warm white 3,200 K	833.73.071

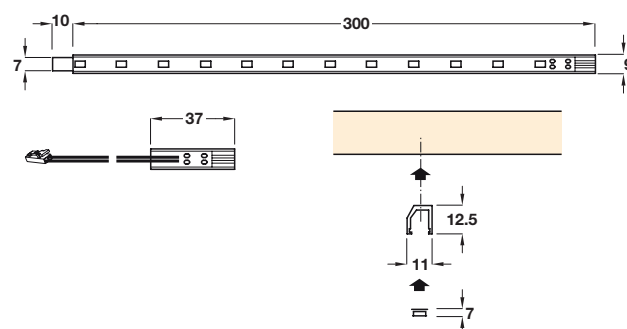
Quantity price breaks: 1 / 2 / 5 / 10 / 50 pcs

Discontinued when stock=0
For 833.73.070 use indirect alt. 833.73.071

833.73.070 - Reverted back to show K value for warm white as 3,000 K.

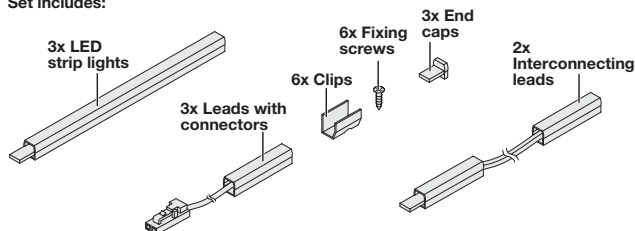
Sales and Support • Head Office 01788 548811 • Bristol 0117 935 9645 • London 020 8551 8888
• Manchester 0161 745 8242 • Scotland 01698 422525 • Yorkshire 01977 680388

30.05.13/2*



Max. 12 connections.

Set includes:



Light colours reclassified for continuity as below:

Light colour	K Value
Warm white	Up to 3400 K
Cool white	3400-5700 K
Daylight white	57000 K or more

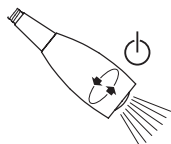
6400 K	3200 K	120°	Distance
70 lx	36 lx		250 mm
35 lx	17 lx		500 mm
20 lx	11 lx		750 mm
12 lx	7 lx		1000 mm

Loox LED 12V Lighting System LED 2018 Flexible Reading Light



LED 2018 Flexible lights

This flexible light is suited to a diverse range of applications and can be used as a reading light or as a spotlight in furniture such as bookshelves, storage areas or display cabinets. It is easy to position and the integrated glass lens provides a pleasant, uniform cone of light.



Swivel light head to switch on/off

LED 2018 flexible reading light, 12V/2W

- Flexible arm, swivel light head to switch on/off
- Surface or drill through mounting
- Screw fixing, fixings included
- Lamp contains 1 diode
- Colour temperature: Warm white 3,000 K
- Light output: 70 Lm
- Efficacy: 35 Lm per Watt
- Colour rendering index (CRI): 93
- Voltage: 12V. Wattage: 2W
- With 2.0 m lead with connector
- Silver grey aluminium
- **This light is not dimmable**
- **Order driver Cat. No. 833.74.900 (15W) or 833.74.901 (30W) separately, shown on page 31**



IP20

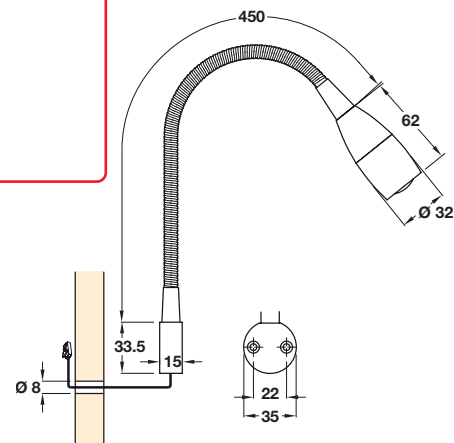


Fixing	Warm white 3,000 K
Surface mounting, Ø 8 mm access hole	833.74.100
Drill through, Ø 15 mm drill hole	833.74.110

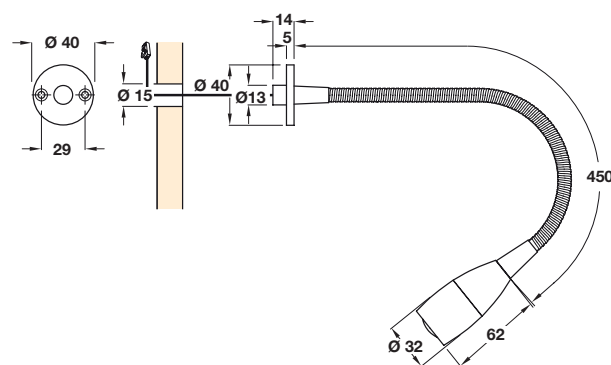
Quantity price breaks: **1 / 2 / 5 / 8 / 10** pcs



Photo amended to show cable



833.74.100 Surface mounting, Ø 8 mm drill hole required

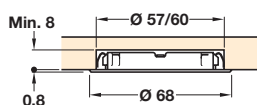


833.74.110 Drill through, Ø 15 mm drill hole required

3000 K	25°	Distance
2500 lx		250 mm
1000 lx		500 mm
500 lx		750 mm
300 lx		1000 mm



METRIS 1075 has an extremely flat design, high luminous efficacy and is compatible with the Loox 12V plug and play range. Two style of bezels are available for optional surface mounting.



METRIS 1075 Downlight, 12V/1.6W

- 1.2 mm rim, min. 8 mm hole depth required
- For recess mounting, press-fit in Ø 57-60 mm hole
- For surface mounting, order bezel shown below separately
- Lamp contains 24 diodes
- Light output: 192 Lm
- Efficacy: 120 Lm per Watt
- Colour rendering index (CRI): 70
- With 2.0 m lead with Loox connector
- Plastic housing
- **Order switching separately, switches shown on page 46**
- **Order Loox 12V driver and mains lead separately shown on page 31**

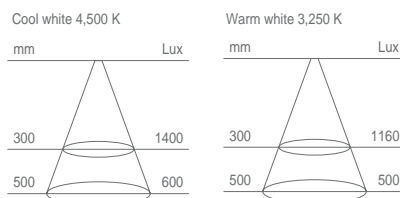
**Correct K values are 4,500 K and 3,250 K.
Lx Value chart amended.**



IP20

Finish	Cool white 4,500 K	Warm white 3,250 K
Chrome coloured	833.31.220	833.31.221
Stainless steel coloured	833.31.020	833.31.021

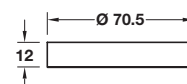
Order qty: 1 pc



Light colours reclassified for continuity as below:
Light colour K Value
Warm white Up to 3400 K
Cool white 3400-5700 K
Daylight white 57000 K or more



Order light and bezel separately for surface mounting



METRIS 1075 round bezel

- For surface mounting METRIS 1075
- Plastic

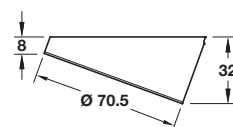


Round bezel	Cat. No.
Chrome coloured	833.32.200
Stainless steel coloured	833.32.000

Order qty: 1 pc



Order light and bezel separately for surface mounting



METRIS 1075 angled bezel

- For surface mounting METRIS 1075
- Plastic

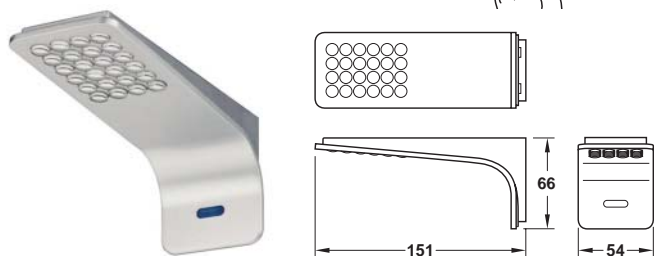
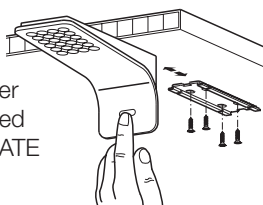


Angled bezel	Cat. No.
Chrome coloured	833.32.201
Stainless steel coloured	833.32.001

Order qty: 1 pc



The SKATE 1083 under cabinet downlight is surface mounted using an innovative sliding system. The power cord is hidden and can be disconnected which means you can easily install SKATE after the wall unit has been installed



SKATE 1083 Downlight, 12V/1.6W

- Master and slave lights available; master light with touch LED switch
- For surface mounting
- Screw fixing, fixings included
- Lamp contains 24 diodes
- Colour temperature: **Cool white** 4,000 - 4,500 K
- Light output: 192 Lm
- Efficacy: 120 Lm per Watt
- Colour rendering index (CRI): 70
- Voltage: 12V. Wattage: 1.6W
- With 2.0 m lead with Loox 12V connector
- Stainless steel effect plastic housing
- **Order Loox 12V driver and mains lead separately shown on page 31**



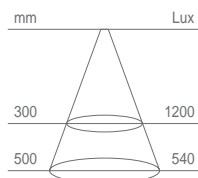
IP20



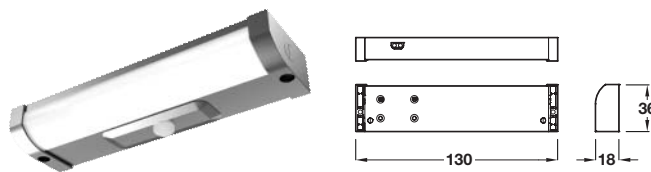
Light	Cat. No.
Master light, with touch switch	833.01.371
Slave light, without switch	833.01.350

Order qty: 1 pc

Light colours reclassified for continuity as below:
Light colour **K Value**
 Warm white Up to 3400 K
 Cool white 3400-5700 K
 Daylight white 57000 K or more



The SUNNY 3D light has a high luminous flux LED and an integrated infrared sensor switch.



SUNNY 3D Downlight, 12V/3W

- For surface mounting
- Screw fixing, fixings included
- Lamp contains 9 diodes
- Colour temperature: **Cool white** 4,200 - 4,500 K
- Light output: 240 Lm
- Efficacy: 80 Lm per Watt
- Colour rendering index (CRI): 80
- Voltage: 12V. Wattage: 3W
- With 2.0 m lead with Loox 12V connector
- With integrated PIR sensor switch
- Anodized aluminium housing
- **Order Loox 12V driver and mains lead separately shown on page 31**

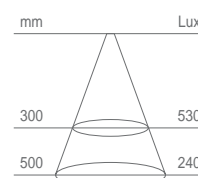


IP20



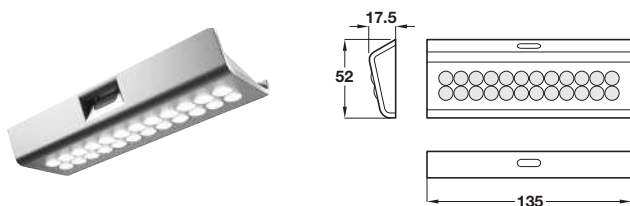
Finish	Cat. No.
Anodised aluminium	833.01.120

Order qty: 1 pc





The YORK downlight is a wedge shape light ideal for internal cabinet lighting



YORK Downlight, 12V/1.6W

- Master and slave lights available; master light infrared sensor
- For surface mounting
- Screw fixing, fixings included
- Lamp contains 24 diodes
- Colour temperature: **Cool white** 4,000-4,500 K
- Light output: 192 Lm
- Efficacy: 120 Lm per Watt
- Colour rendering index (CRI): 70
- Voltage: 12V. Wattage: 1.6W
- With 2.0 m lead with Loox 12V connector
- Anodized aluminium coloured plastic housing
- **Order Loox 12V driver and mains lead separately shown on page 31**



IP20



Light	Cat. No.
Master light, with infrared sensor switch	833.01.131
Slave light, without switch	833.01.130

Order qty: 1 pc

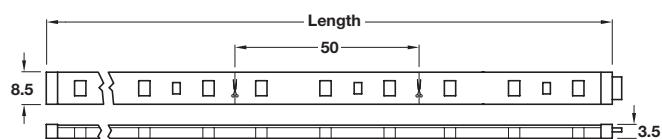
Light colours reclassified for continuity as below:

Light colour	K Value
Warm white	Up to 3400 K
Cool white	3400-5700 K
Daylight white	57000 K or more



FLEXYLED 1076 is a Loox 12V compatible light. Resin protects each LED strip against moderate mechanical shock and against water splashes (IP44 rated).

Thanks to micro connectors there are no shadow areas when creating continuous lines, as the distance between LEDs is always the same.



FLEXYLED 1076 Flexible strip light, 12V/1.2, 2.4 or 4.8W, IP44 rated

- Installation: Self adhesive
- Can be shortened every 50 mm
- White transparent resin strip
- **Order switch separately, switches shown on page A38**
- **Order Loox 12V driver and mains lead separately shown on page 31**



Length	4,250-4,600 K	3,000-3,500 K
250 mm	830.68.790	830.68.791
500 mm	830.68.792	830.68.793
1000 mm	830.68.794	830.68.795
2000 mm	830.68.798	830.68.799

Order qty: 1 pc

Light colours reclassified for continuity as below:
 Light colour K Value
 Warm white Up to 3400 K
 Cool white 3400-5700 K
 Daylight white 57000 K or more

Length (mm):	250 mm	500 mm	1000 mm	2000 mm
Number of diodes:	15	30	60	120
Light output (Lm):	105	209	418	835
Efficacy (Lm per Watt):	87	87	87	87
Wattage:	1.2W	2.4W	4.8W	9.6W
Colour rendering index:	70	70	70	70

3,000-3,500K	4,250-4,600K
--------------	--------------

741 lx	988 lx	250 mm
195 lx	260 lx	500 mm
93 lx	124 lx	750 mm

FLEXYLED 1076 connecting lead

- Must be ordered separately for connecting flexible strip light to driver
- Order **driver** Cat. No. **833.74.900** (15W) or **833.74.901** (30W) separately, shown on page 31
- White plastic



Length	2000 mm
Cat. No.	830.69.602

Order qty: 1 pc

FLEXYLED 1076 Interconnecting lead

- 500 or 1000 mm length, for connecting strips in continuous run
- White plastic

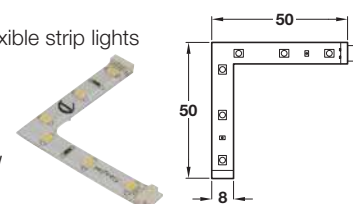


Length	500 mm	1000 mm
Cat. No.	830.69.612	830.69.613

Order qty: 1 pc

FLEXYLED 1076 Corner connector, 12V/0.48W

- For connecting FLEXYLED flexible strip lights
- Handed
- 50 mm length
- Connector has 6 diodes
- Voltage: 12V. Wattage: 0.48W
- White transparent resin



Handed	Natural white 5,000 K	Warm white, 3,000 K
Left	830.68.810	830.68.811
Right	830.68.796	830.68.797

Order qty: 1 pc

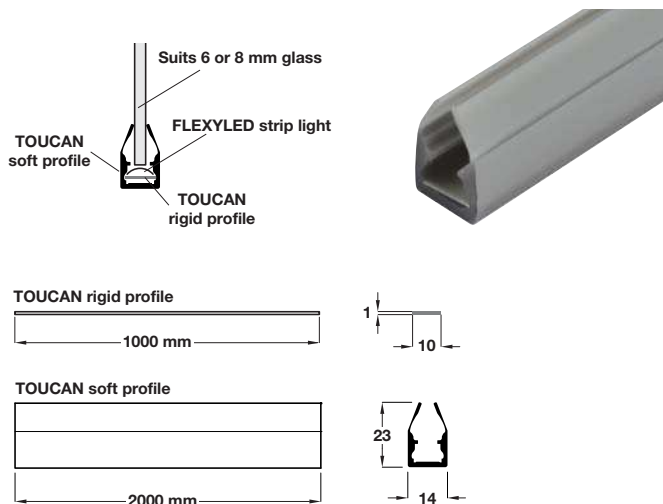


TOUCAN housing profiles, to help create illuminated glass shelves. Order FLEXYLED flexible strip light, Loox 12V driver and mains lead separately.

Different light effects can be achieved by choice of glass:

Frosted glass = Diffused light across entire shelf

Clear glass = Lights the front edge



TOUCAN Housing profiles, for glass shelves

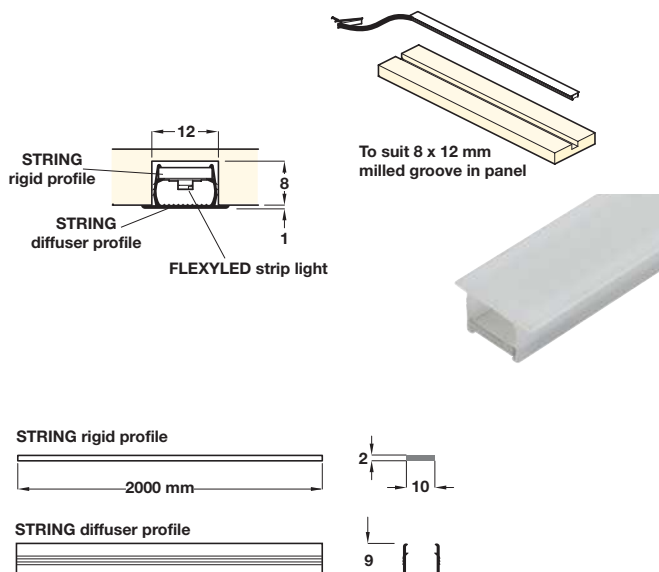
- Order rigid profile, soft profile and FLEXYLED strip light separately to create illuminated glass shelves:
Rigid profile supports FLEXYLED strip light
Soft profile section suits 6 or 8 mm thick glass shelves
FLEXYLED flexible strip lights are shown on page 30D
- Glass shelf and shelf supports must also be ordered separately, shown in the Complete Häfele, Section 1, page 64
- Grey plastic soft profile, metal rigid profile

Order rigid profile and soft profile separately		
Item	Length	Cat. No.
Rigid profile	1000 mm	833.02.790
Soft profile	2000 mm	833.02.791

Order qty: 1 pc



STRING profile only projects 1 mm and is installed in a 8 x 12 mm milled groove.



STRING Housing profiles, for recess mounting of flexible strip lights

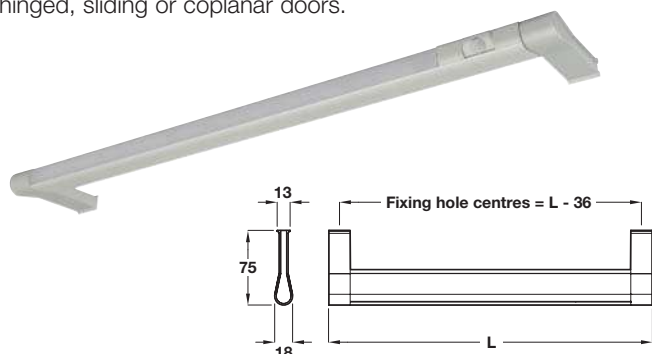
- Order rigid profile, light diffuser profile and FLEXYLED strip light separately to create recessed strip lights in panels:
Rigid profile supports FLEXYLED strip light
Light diffuser profile press fits into 8 x 12 mm milled groove, with opaque white diffuser
FLEXYLED flexible strip lights are shown on page 30D
- For installation in 8 mm deep, 12 mm width groove
- White polycarbonate diffuser profile, metal rigid profile

Order housing profile and diffuser profile separately		
Item	Length	Cat. No.
Housing profile	2000 mm	833.02.800
Diffuser profile	2000 mm	833.02.801

Order qty: 1 pc

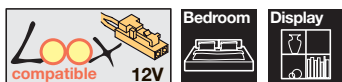


GOCCIA is both a wardrobe rail and an illuminated profile. With LEDs and an infrared sensor switch this rail light is suitable not only for wardrobes but also under shelves or in walk-in closets. Designed to be suitable for cabinets with hinged, sliding or coplanar doors.



GOCCIA illuminated wardrobe rail, 12V

- For surface mounting, screw fixing
- Two versions available; without or with infrared sensor switch
- LED light with diodes - see table below
- Colour temperature: **Cool white** 4,250 - 4,600 K
- Efficacy: 93 Lm per Watt
- Colour rendering index (CRI): 70
- With 2.0 m lead with Loox 12V connector
- Anodized aluminium profile with polycarbonate diffuser and transparent PVC profile for where cloths hangers rest
- **Order Loox 12V driver and mains lead separately, see page 31 for details**



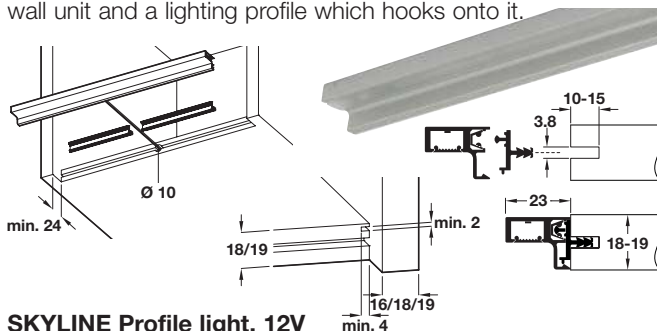
Length	Wattage	Diodes	Cat. No.
GOCCIA wardrobe light with infrared sensor switch			
840 mm	3.36W	42	833.00.410
940 mm	3.84W	48	833.00.411
1140 mm	4.80W	60	833.00.412
GOCCIA wardrobe light without switch			
840 mm	3.60W	45	833.00.400
940 mm	4.08W	51	833.00.401
1140 mm	5.04W	63	833.00.402

Order qty: 1 pc

Light colours reclassified for continuity as below:
 Light colour K Value Up to 3400 K
 Warm white 3400-5700 K
 Cool white 57000 K or more
 Daylight white



SKYLINE is an illuminated profile which is fitted to the bottom or side of cabinets and comprises a profile to be fixed to the wall unit and a lighting profile which hooks onto it.



SKYLINE Profile light, 12V

- Master and slave lights available; master light with touch LED switch
- For recess mounting in groove of cabinet bottom panel - panel must be shortened min. 24 mm and milled to accept the profile
- Suitable for wall units with bottom board thickness 18/19 mm or side board thickness 18 mm
- Connecting lead exits through 2mm side panel groove or through min. Ø 10 mm central hole in bottom panel
- LED light with diodes - see table below
- Colour temperature: **Cool white** 4,250 - 4,600 K
- Efficacy: 93 Lm per Watt
- Colour rendering index (CRI): 70
- With 4.0 m lead with Loox 12V connector
- Anodized aluminium profile with polycarbonate diffuser
- **Order Loox 12V driver and mains lead separately shown on page 31**



Length	Wattage	Diodes	Cat. No.
Master light with touch switch			
463 mm	1.92W	24	833.02.230
563 mm	2.40W	30	833.02.231
963 mm	4.32W	54	833.02.232
Slave light without switch			
463 mm	2.16W	27	833.02.220
563 mm	2.64W	33	833.02.221
963 mm	4.56W	57	833.02.222

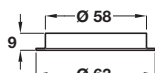
Order qty: 1 pc

This page is intentionally blank



HE LED round spotlight, 12V/1.25W

- For recess mounting, press fit in Ø 58 mm hole
- LED grid contains 18 diodes
- Colour temperature:
Cool white 5,100 K. Warm white 3,200 K
- Light output: Lm per Watt: See table below
- Voltage: 12V. Wattage: 1.25W
- With 2.5 m lead and a 100 mm Loox 12V connector
- Brushed stainless steel finish
- **Order Loox 12V driver, mains lead and switch separately, see pages 4.5A23 and 4.5A38 for details**




IP20



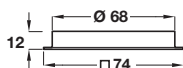
Single light only		
LED colour	Cool white	Warm white
Light output (per Watt)	200 Lm/Watt	240 Lm/Watt
Cat. No.	833.00.390	833.00.391

Order qty: 1 pc



HE LED square spotlight, 12V/1.25W

- For recess mounting, press fit in Ø 68 mm hole
- LED grid contains 16 diodes
- Colour temperature:
Cool white 5,100 K. Warm white 3,200 K
- Light output: Lm per Watt: See table below
- Voltage: 12V. Wattage: 1.25W
- With 2.5 m lead and a 100 mm Loox 12V connector
- Brushed stainless steel finish
- **Order Loox 12V driver, mains lead and switch separately, see pages 4.5A23 and 4.5A38 for details**

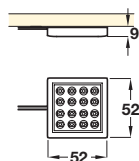


IP20



Single light only		
LED colour	Cool white	Warm white
Light output (per Watt)	200 Lm/Watt	240 Lm/Watt
Cat. No.	833.00.392	833.00.393

Order qty: 1 pc



HE LED square downlight, 12V/1.3W

- Available individually or as packed sets with Loox 12V driver
- For surface mounting
- Screw fixing, fixings and self adhesive pad included
- LED grid contains 16 diodes
- Colour temperature: Cool white 5,000 K
- Light output: 90 Lm per Watt
- Voltage: 12V. Wattage 1.3W
- 2.4 m lead with Loox 12V connector
- Stainless steel housing
- **Order switch separately, switches shown on page 46**
- **Order Loox 12V driver and mains lead separately shown on page 31**



IP20

Single light only (order Loox 12V driver and mains lead separately)

LED colour	Cool white
Cat. No.	830.64.854

Order qty: 1 pc

Packed set version

LED colour	Cool white
Two lights with driver	830.64.855
Three lights with driver	830.64.856

Order qty: 1 set



DETROIT drawer/door lights

Ideal for mounting inside deep drawers to illuminate all of the drawer's contents or in any standard base unit.



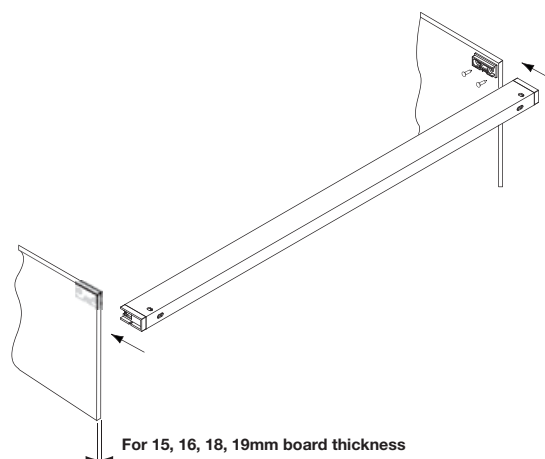

Loox 12V Compatible LED DETROIT drawer/door light

- For surface mounting, for mounting inside deep drawers or base cabinets
- With built-in infrared switch - switches light on or off when door opened or closed
- Screw fixing, fixings included
- Spacers included to suit various board thicknesses
- Voltage: 12V. Wattage: See table right
- With 3.0 m lead with Loox 12V connector
- Silver coloured aluminium with diffuser
- **Order Loox 12V driver and mains lead separately, shown on page 31**




Length	To suit cabinet length	Cat. No.
461 mm	500 mm	833.19.941
561 mm	600 mm	833.19.942
761 mm	800 mm	833.19.943
861 mm	900 mm	833.19.944
961 mm	1000 mm	833.19.945

Order qty: 1 pc

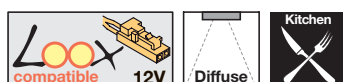


Output:	5000 K				
Light colour:	Cool white				
Length (mm)	461	561	761	861	961
Number of diodes:	36	36	60	72	96
Light output (Lm):	150	150	250	300	400
Wattage (W):	2.7	2.7	4.5	5.4	7.2
Efficacy (Lm/W):	70	70	70	70	70
Colour Rendering Index:	80-90	80-90	80-90	80-90	80-90
Brightness at distance					
300 mm:	220 Lx	220 Lx	280 Lx	285 Lx	300 Lx
500 mm:	90 Lx	90 Lx	125 Lx	140 Lx	150 Lx
1000 mm:	25 Lx	25 Lx	40 Lx	45 Lx	50 Lx



LED Perth strip light with infrared sensor switch, 12V

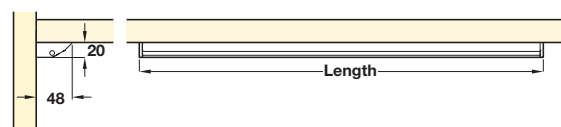
- For surface mounting, screw fixing
- Can be fitted vertically or horizontally in cabinets
- With infrared sensor switch - automatically switches on when movement is detected
- LED light with diodes - see table below
- Colour temperature: 5,000 K
- Voltage: 12V. Wattage: See table below
- With 3.0 m lead with Loox 12V connector
- Anodized aluminium housing
- **Order Loox 12V driver and mains lead separately, see page 31 for details**



IP20 CE Fixings

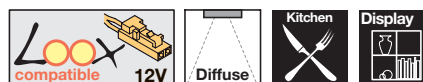
Length	Wattage	Diodes	Cat. No.
400 mm	1.8W	9	833.61.970
550 mm	3.6W	18	833.61.971
850 mm	5.4W	27	833.61.972
950 mm	6W	30	833.61.973
1150 mm	7.2W	36	833.61.974

Order qty: 1 pc



LED Derby strip light, 12V

- For surface mounting, screw fixing
- Can be fitted vertically or horizontally in cabinets
- Two versions available; without switch or with touch dimmer switch
- LED light with diodes - see table below
- Colour temperature: 5,000 K
- Voltage: 12V. Wattage: See table below
- With 3.0 m lead with Loox 12V connector
- Anodized aluminium housing
- **Order Loox 12V driver and mains lead separately, see page 31 for details**



IP20 CE Fixings

Length	Wattage	Diodes	Cat. No.
LED Derby strip light without switch			
450 mm	2.45W	36	833.61.980
600 mm	3.3W	48	833.61.981
900 mm	5.0W	72	833.61.982
1200 mm	7.4W	108	833.61.983
LED Derby strip light with touch dimmer switch			
450 mm	1.6W	24	833.61.991
600 mm	3.3W	48	833.61.992
900 mm	5.0W	72	833.61.993
1200 mm	6.6W	108	833.61.994

Order qty: 1 pc



LED Loox 12V compatible strip light

Available with or without touch dimmer switch. Choice of Loox switches are available for use with version without inbuilt switch.

LED Strip light, 12V Loox compatible

- For surface mounting, clips onto mounting brackets
- Screw fixing mounting brackets and fixings included
- Four versions available: Straight for under cabinet mounting or angled for edge mounted applications, without switch or with touch dimmer switch
- Lights with touch dimmer switch work as follows:
300/500 mm lights - touch any part of the aluminium light body to switch on/off
800/1000 mm lights - touch the black end of the light where the switch symbol is shown
- Colour temperature: Cool white 4,200 K
- Efficacy: 85 Lm per Watt
- Colour rendering index (CRI): 70
- Voltage: 12V. Wattage: See table below
- With 1.0 m lead with Loox 12V connector (extension leads shown right), inter-connector block also included
- Silver coloured anodized aluminium
- Order switch separately for light without switch, shown on page 46**
- Order Loox 12V driver and mains lead separately, shown on page 31**





IP20



Brackets included



Inter-connector block included



LED Strip light interconnecting lead

- For connecting lights in continuous run
- Black plastic

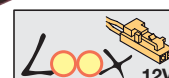


Length	50 mm	300 mm	1500 mm
Cat. No.	833.02.735	833.02.736	833.02.738

Order qty: 1 pc

Loox 12V Extension lead

- For 12V Loox system
- Black plastic connectors

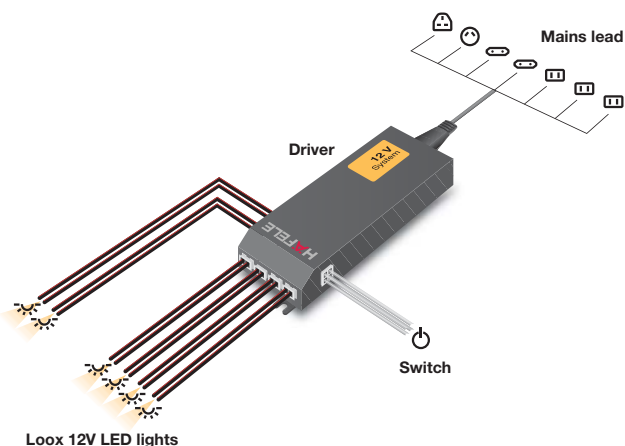


Length	Cat. No.
500 mm	833.74.724
1000 mm	833.74.725
2000 mm	833.74.726

Order qty: 1 pc

Length	Wattage	Diodes	Straight	Angled
LED strip light without switch				
300 mm	3.0W	42	833.02.241	833.02.251
500 mm	5.0W	72	833.02.242	833.02.252
800 mm	8.5W	120	833.02.243	833.02.253
1000 mm	10.5W	144	833.02.244	833.02.254
LED strip light with touch dimmer switch				
300 mm	3.0W	39	833.02.245	833.02.255
500 mm	5.0W	69	833.02.246	833.02.256
800 mm	8.5W	120	833.02.247	833.02.257
1000 mm	10.5W	144	833.02.248	833.02.258

Order qty: 1 pc

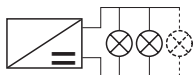


LED Driver, constant voltage 12V

The driver is the heart of the Loox system, and is suitable for connecting to all of the world's power systems. It has an integrated switching function and connections for all of the most popular types of switch.



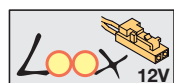
Images updated and added



For parallel connection of lights

LED Driver constant voltage, 12V

- For use with Loox 12V lights only
- Input voltage: 100-240V; 50-60Hz
- Output voltage: DC 12V
- Degree of protection IP 20
- With integrated controller
- 6 sockets for 12V lights
 - 1 socket for switch (switches shown on page 46)
 - 1 socket for country-specific mains lead
- Fixings included
- Black plastic
- Order LED lights and switches separately



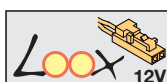
Driver dimensions changed and Wattage amended from 0.5 to 0 for 833.74.900/901. New 20W (slim) and 60W driver added.

Length x width x height	Wattage	Cat. No.
140 x 43 x 20 mm	0 - 15W	833.74.900
128 x 50.5 x 14 mm (flat)	0 - 20W	833.74.917
195 x 43 x 28 mm	0 - 30W	833.74.901
208 x 56.5 x 30 mm	0 - 60W	833.74.913

Quantity price breaks: 1 / 2 / 5 / 8 / 10 pcs

Loox 12V distributor

- For connecting to drivers Cat. No. 833.74.900 or 833.74.901
- For adding up to three lights and an additional switch



	Cat. No.
3-way distributor	833.74.742

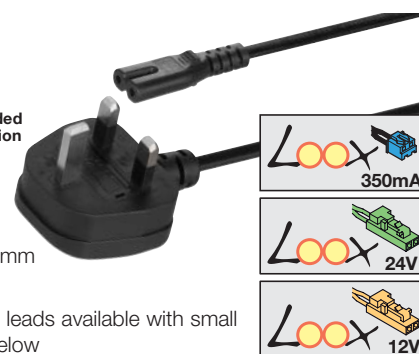
Quantity price breaks: 1 / 2 / 5 / 8 / 10 pcs

Text added to show new 5000 mm length

UK Moulded plug version

Mains leads

- Voltage: 250V
- Length: 2000 or 5000 mm
- Black plastic
- Country specific mains leads available with small appliance plug - see below



Type	Voltage	2000 mm	5000 mm
Moulded plug	250V	833.89.000	833.89.080
Bare ended	250V	833.89.009	-

Quantity price breaks: 1 / 2 / 5 / 8 / 10 pcs

Country specific mains lead:	Voltage	Cat. No.
Australian plug	250V	833.89.001
European plug	250V	833.89.002
North American plug	120V	833.89.003
Japanese plug	100V	833.89.004
Chinese plug	250V	833.89.005
Korean plug	250V	833.89.006
Taiwanese plug	250V	833.89.007

Quantity price breaks: 1 / 2 / 5 / 8 / 10 pcs

Taiwanese plug added.



Extension lead, 12V

- For 12V Loox system
- **Note:** Total lead length from driver to switch max. 6 m
- Black plastic connectors

Note added

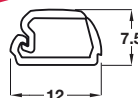


Length	Cat. No.
500 mm	833.74.724
1000 mm	833.74.725
2000 mm	833.74.726

Quantity price breaks: 1 / 2 / 5 / 8 / 10 pcs

Available Sept 2013

Available Sept 2013



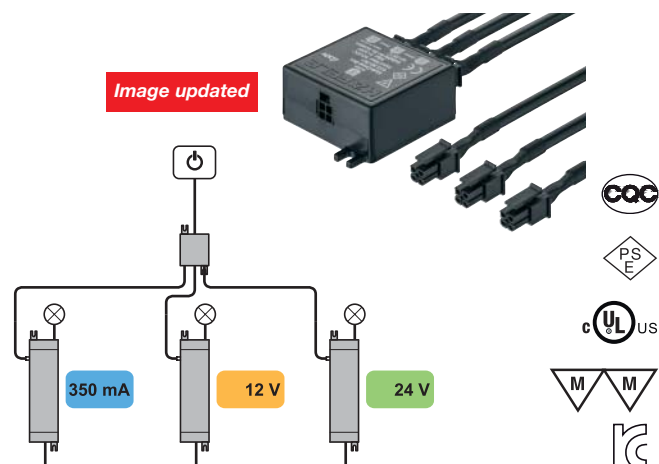
Cable channels

- Length: 2500 mm
- For concealing visible cables in furniture and cabinets
- With self adhesive tape

Finish	Cat. No.
White, RAL 9010	833.89.013
Brown, RAL 8007	833.89.023
Black, RAL 9005	833.89.033

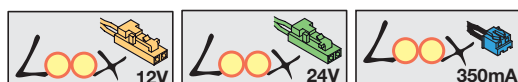
Quantity price breaks: 1 / 2 / 5 / 10 / 50 pcs

Image updated



Loox Multi driver box

- Combine up to 3 drivers and switch them with one single switch
- For all applications needing more power or central switching
- All Loox switches can be used
- Wattage: max. 3x 30W
- 3x 1 m connecting leads included
- 40 x 38 x 17 mm
- Plastic

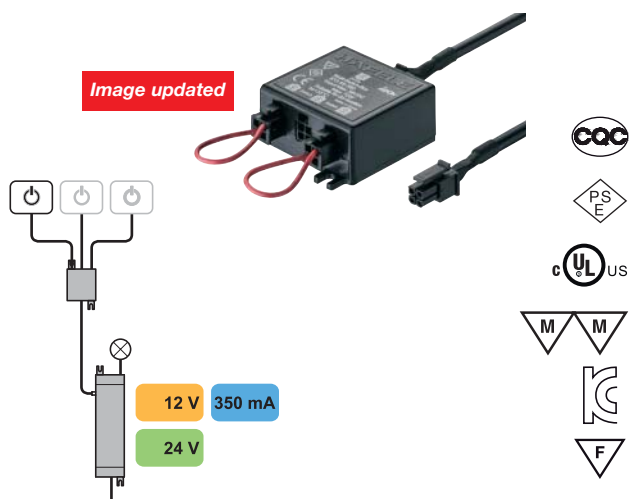


Finish	Cat. No.
Black	833.89.061

Order qty: 1 pc

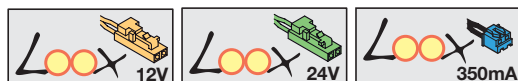


Image updated



Loox Multi switch box

- Switch one single driver with up to 3 switches
- **Note:** Not suitable for use with dimmer switch
- Wattage: max. 30W
- 40 x 38 x 17 mm
- 1x 1 m connecting lead included
- Plastic



Finish	Cat. No.
Black	833.89.060

Order qty: 1 pc




Image updated

Loox Multi driver / switch optional cables

- For use with multi driver box Cat. No. **833.89.061** and multi switch box Cat. No. **833.89.060**
- Black plastic

Length	500 mm	2000 mm
Cat. No.	833.89.068	833.89.069

Order qty: 1 pc



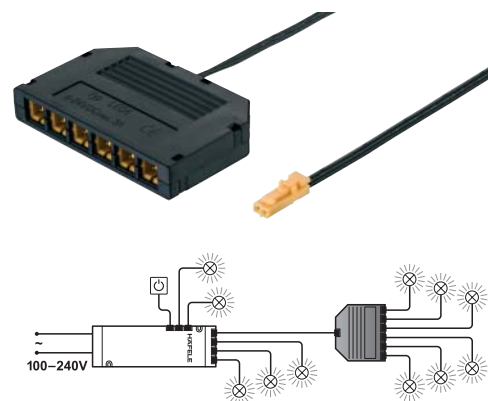
Loox 12V Extension lead, 4-way

- Convenient extension for additional lights
- Max. 4 lights per extension lead can be connected, max. 2 extension leads can be coupled
- Black plastic



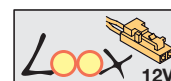
Length	6500 mm
4-way extension lead, 12V	833.74.765

Order qty: 1 pc



Loox 12V Distributor, 6-way

- With the 6-way distributor up to 6 additional lights can be operated from one driver slot
- With 2.0 m lead with Loox 12V connector
- L x W x H: 58.5 x 38 x 10 mm
- Black plastic



Cat. No.	6-way distribution box
833.74.743	

Order qty: 1 pc

This page is intentionally blank

Loox LED 24V Plug and Play Lighting System32-39, 46



LED 3001 24V downlight, 24 diodes33



LED 3001

LED 3002 24V downlight, 60 diodes34



LED 3002

LED 3003 24V triangular light set35



LED 3003

LED 3004 24V downlight, 12 diodes36



LED 3004

LED 3005 24V downlight, 12 diodes37



LED 3005

LED 3003 24V sliding light system38

LED 24V driver and accessories39



LED 24V driver, distributor and leads39

Loox switches for all Loox lights46

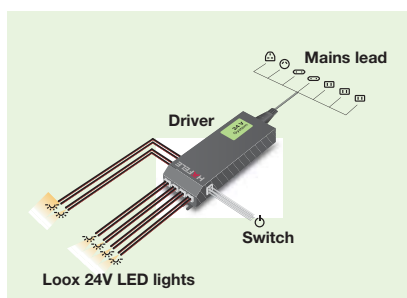


Other Loox Lighting Systems can be found in this catalogue on pages:

Loox LED 12V system10-31

Loox LED 350mA system40-45

LED battery operated drawer light .47



**Loox LED 24V Lights;
pages 32-38**



+

**Loox LED 24V Driver,
distributor and leads;
page 39**

+

**Loox Switches;
page 46**

=



**Loox LED
24V System**



LED 3001 Downlight

Display cabinets and shelves reveal their full aesthetics if they are put in the right light. The LED 3001 can be surface or recessed mounted. Two light colours can be used for design purposes.



LED 3001 Downlight, 24V/1.7W

- For recess or surface mounting
- **For surface mounting order bezel Cat. No. 833.77.710 separately**
- Screw fixing bezel, fixings included
- Lamp contains 24 diodes
- Colour temperature:

Cool white	Warm white
5,000 K	3,200 K
- Light output (Lm):

67	55
----	----
- Efficacy (Lm per Watt):

41	33
----	----
- Colour rendering index (CRI): 80-90
- Voltage: 24V. Wattage: 1.7W
- With 2.5 m lead with connector
- Anodized aluminium, with prismatic cover
- **Order switch separately, switches shown on page 46**
- **Order driver Cat. No. 833.77.900 (15W) or 833.77.901 (30W) separately, shown on page 39**

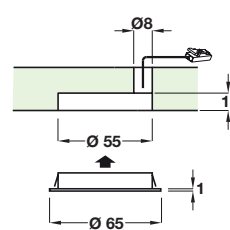
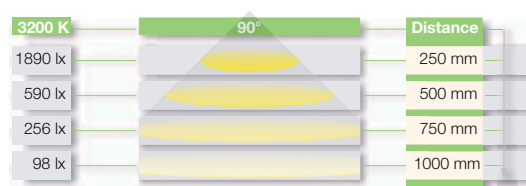


IP20

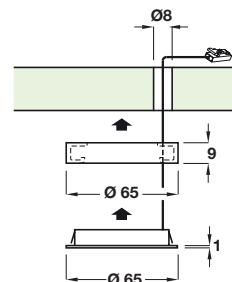


Colour temperature	Cool white 5,000 K	Warm white 3,200 K
Silver coloured	833.75.000	833.75.010
Black	833.75.001	833.75.011

Quantity price breaks: 1 / 2 / 5 / 8 / 10 pcs



Recess mounting



Surface mounting
Order bezel separately

LED 3001 Surface mounted bezel

- Ø 65 x 9 mm
- Aluminium



Finish	Cat. No.
Silver coloured	833.77.710
Black	833.77.711

Quantity price breaks: 1 / 2 / 5 / 10 / 50 pcs

Light set 5000 K with 1 driver, mains lead and bezels included

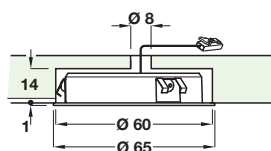
No. of lights included	2	3
Individually boxed	833.75.004	833.75.005

Order qty: 1 pc



Loox LED 3010 Downlight

Recessed or with two options for surface mounting, this 3.25W light provides excellent output.



Loox 24V LED 3010 Downlight, Ø 65 mm

- For recess mounting, press-fit in Ø 60 mm hole
- For surface mounting order bezel Cat. No. **833.77.730** or rectangular housing Cat. No. **833.77.731** separately
- Voltage: 24V. Wattage: 3.25W
- With 2.0 m lead with Loox 24V connector
- Silver coloured anodized aluminium with clear glass cover, optional replacement frosted glass cover also included
- **Order switch separately, switches shown on page 46**
- **Note this light is not dimmable**
- **Order Loox 24V driver and mains lead separately, shown on page 39**



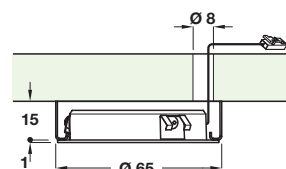
IP20



Finish	3000 K	4000 K	6000 K
Silver coloured	833.75.040	833.75.041	833.75.042

Order qty: 1 pc

Output:	3000 K	4000 K	6000 K
Light colour:	Warm white	Cool white	Daylight white
Number of diodes:	1	1	1
Light output (Lm):	180	204	204
Wattage (W):	3.25	3.25	3.25
Efficacy (Lm/W):	55	63	63
Colour Rendering Index:	84	84	82
Brightness at distance			
250 mm:	1085 Lx	1157 Lx	1300 Lx
500 mm:	325 Lx	355 Lx	421 Lx
750 mm:	154 Lx	184 Lx	211 Lx
1000 mm:	71 Lx	81 Lx	84 Lx



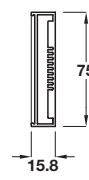
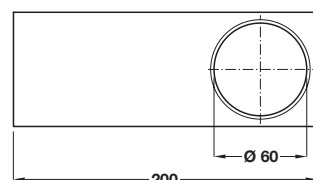
Loox 24V LED 3010 bezel, Ø 66.5 mm

- For surface mounting Loox LED 3010 downlight
- Screw fixing, fixings included
- Aluminium



Finish	Cat. No.
Silver anodized	833.77.730

Order qty: 1 pc



Loox 24V LED 3010 housing, 200 x 75 mm

- For surface mounting Loox LED 3010 downlight
- Screw fixing, fixings included
- Aluminium



Finish	Cat. No.
Silver anodized	833.77.731

Order qty: 1 pc

This page is intentionally blank



LED 3002 Recess mounted downlight

The LED 3002 recess mounted light is especially for suspended panels and is appealing because of its extremely high light intensity. Other ideal areas of application are the illumination of wall units, display cabinets and shelving.

LED 3002 Recess mounted downlight, 24V/4.4W

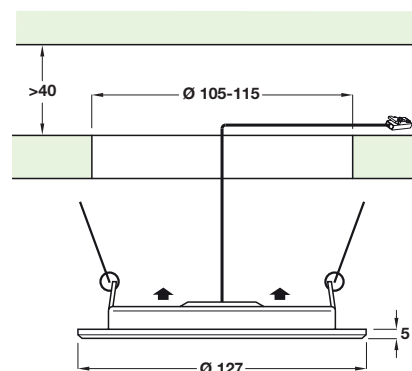
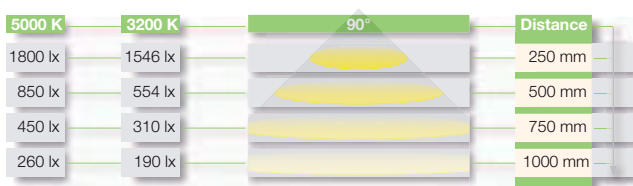
- For recess mounting in Ø 105-115 mm hole, with clip fastenings
- Min. 40 mm gap required
- Lamp contains 60 diodes
- Colour temperature:

Cool white	Warm white
5,000 K	3,200 K
- Light output (Lm): 168 142
- Efficacy (Lm per Watt): 38 32
- Colour rendering index (CRI): 80-90
- Voltage: 24V. Wattage: 4.4W
- With 2.0 m lead with connector
- Silver coloured anodized aluminium
- Order switch separately, switches shown on page 46. Note this light is not dimmable**
- Order driver Cat. No. 833.77.900 (15W) or 833.77.901 (30W) separately, shown on page 39**



Colour temperature	Cat. No.
Cool white 5,000 K	833.75.020
Warm white 3,200K	833.75.030

Quantity price breaks: 1 / 2 / 5 / 8 / 10 pcs





LED 3003 Downlight, 3-piece set

The LED 3003 downlight set with its trio of lights in a triangular design introduces new perspectives into furnishings. All of the lights in the set can be conveniently operated without contact using the integrated sensor switch on the master light.

Please note: Secondary lights can not be used on their own and must be used with the master light included in the set.

LED 3003 Downlight, 3-piece set, 24V/3x 1.7W

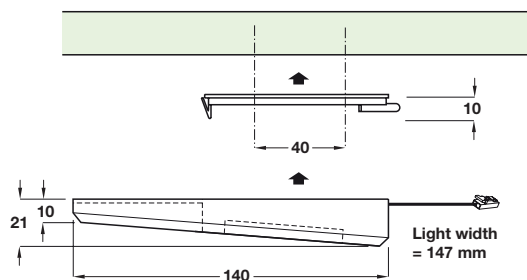
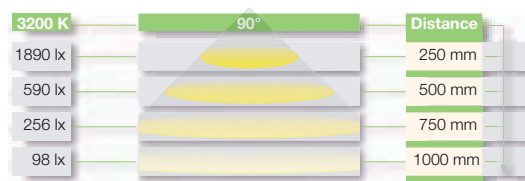
- For surface mounting, concealed fixing on mounting plate
- Set includes:
 - 1x Master light with **sensor switch**
 - 2x Secondary lights for connecting to master light
- Screw fixing mounting plate, fixings included
- Each lamp contains: 24 diodes
- Light colour: Warm white 3,200 K
- Light output: 57 Lm per light
- Efficacy: 34.5 Lm per Watt
- Colour rendering index (CRI): 80-90
- Voltage: 24V. Wattage: 1.7W per light
- With 2.0 m leads with connectors
- Silver coloured plastic
- **Note this light cannot be dimmed**
- **Order driver Cat. No. 833.77.900 (15W) or 833.77.901 (30W) separately, shown on page 39**



IP20

3 light set	Warm white 3,200 K
Cat. No.	833.76.000

Quantity price breaks: **1 / 2 / 5 / 8 / 10** sets (1 set = 3 lights)





LED 3004 Downlight

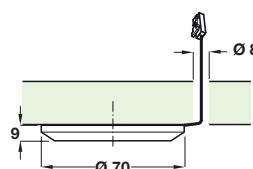
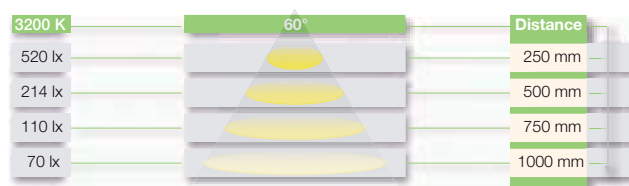
Visually appealing and with a unique design: The LED 3004 downlight becomes a design feature for decorative lighting in living area furniture. 12 LEDs provide pleasant and accurately directed lighting.

LED 3004 Downlight, 24V/0.8W

- For surface mounting, concealed fixing with cover cap
- Screw fixing, fixings included
- Lamp contains 12 diodes
- Light colour: Warm white 3,200 K
- Light output: 30 Lm
- Efficacy: 38 Lm per Watt
- Colour rendering index (CRI): 80-90
- Voltage: 24V. Wattage: 0.8W
- With 2.0 m lead with connector
- Matt nickel plated plastic
- **Order switch separately, switches shown on page 46**
- **Order driver Cat. No. 833.77.900 (15W) or 833.77.901 (30W) separately, shown on page 38**



IP20



Finish	Warm white 3,200 K
Cat. No.	833.76.021

Quantity price breaks: 1 / 2 / 5 / 8 / 10 pcs

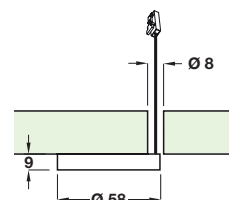
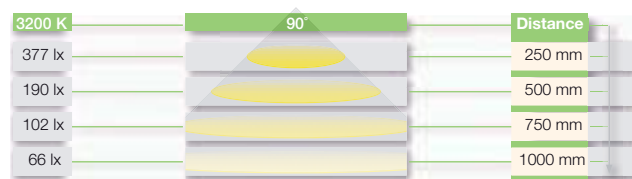


Loox LED 24V Lighting System

LED 3005 Downlight

The LED 3005 is proof that downlights can be both decorative and space-saving.

The striking appearance stylishly emphasizes the most important aspects of furniture items and furnishings in the living area.



LED 3005 Downlight, 24V/0.8W

- Self adhesive, for surface mounting
- Lamp contains 12 diodes
- Light colour: Warm white 3,200 K
- Light output: 28 Lm
- Efficacy: 35 Lm per Watt
- Colour rendering index (CRI): 80-90
- Voltage: 24V. Wattage: 0.8W
- With 2.0 m lead with connector
- Matt nickel plated plastic
- **Order switch separately, switches shown on page 46**
- **Order driver Cat. No. 833.77.900 (15W) or 833.77.901 (30W) separately, shown on page 38**



IP20



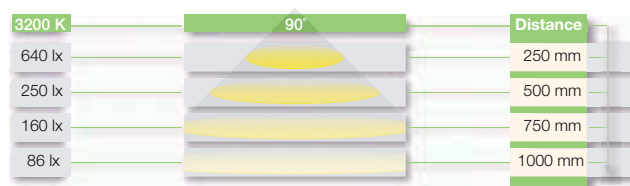
Finish	Warm white 3,200 K
Cat. No.	833.76.020

Quantity price breaks: 1 / 2 / 5 / 8 / 10 pcs



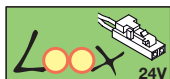
LED 3006 Sliding light system

Working and display areas must both be illuminated in the best possible way. The LED 3006 conductor rail light is the solution that makes it possible to react to spatial changes - the lights are easy to move without the need for tools.



LED 3006 Sliding light system, 24V/1.8W x 3

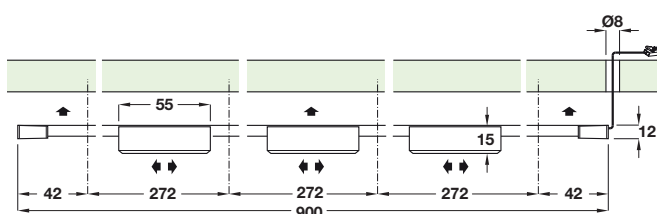
- 900 mm length bar with 3 sliding lights included: additional lights can be ordered separately to add to the bar
- For surface mounting
- Screw fixing, fixings included
- Each lamp contains: 25 diodes
- Light colour: Warm white 3,200 K
- Light output: 280 Lm
- Efficacy: 42 Lm per Watt
- Colour rendering index (CRI): 80-90
- Voltage: 24V. Wattage: 3x 1.8 = 5.4W
- With 2.0 m lead with connector
- Silver coloured anodised aluminium
- Order switch separately, switches shown on page 46
- Order driver Cat. No. 833.77.900 (15W) or 833.77.901 (30W) separately, shown on page 39



IP20


900 mm length bar with 3 lights	Warm white 3,200 K
Cat. No.	833.76.040

Quantity price breaks: 1 / 2 / 5 / 8 / 10 pcs



Single light, 24V/1.8W

- Slides onto bar light system LED 3006
- Max. number of lights per bar: 5
- Dimensions: 55 x 55 x 15 mm (L x W x H)
- Silver anodised aluminium




Single light, 1.8W	Warm white 3,200 K
Cat. No.	833.76.060

Quantity price breaks: 1 / 2 / 5 / 8 / 10 pcs



Loox LED 3007 Profile light for doors and drawers

Slim, space saving profile light with built-in infrared sensor, available in two lengths, especially suitable for illuminating drawers.



Loox 24V LED 3007 Profile light, 563 / 863 mm

- For surface mounting, clips into brackets
- With built-in infrared switch - switches light on or off when door or drawer opened or closed
- Screw fixing to carcase sides, brackets and fixings included to suit 16/18/19 mm board thickness
- Voltage: 24V. Wattage: See table below
- With 2.0 m lead with Loox 24V connector
- Silver coloured anodized aluminium
- **Note this light is not dimmable**
- **Order Loox 24V driver and mains lead separately, shown on page 39**



Length	563 mm	863 mm
Cat. No.	833.76.122	833.76.125

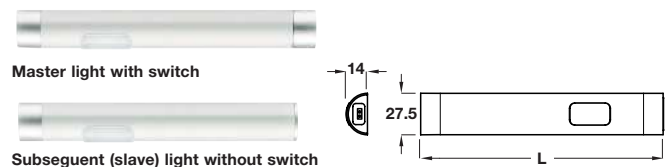
Order qty: 1 pc

Output:	5000 K	
Light colour:	Cool white	
Length:	563 mm	863 mm
Number of diodes:	6	12
Light output (Lm):	81	162
Wattage (W):	4	8
Efficacy (Lm/W):	20	20
Colour Rendering Index:	70	70
Brightness at 250 mm distance:	300 Lx	300 Lx
Brightness at 500 mm distance:	170 Lx	170 Lx
Brightness at 750 mm distance:	100 Lx	100 Lx
Brightness at 1000 mm distance:	55 Lx	55 Lx



Loox LED 3009 Profile light for drawers or cabinets

Low profile surface mounted light available in two versions; with built-in infrared sensor switch for door/drawer applications or without switch for under cabinet lighting.



Loox 24V LED 3009 Profile light, 161 / 150 mm

- For surface mounting, screw fixing, fixings included
- Master light with integrated, switchable sensor switch or door sensor switch
- Max. 15 slave lights can be connected in series to 1 master, slave lights can also be connected directly to the driver
- Voltage: 24V. Wattage: 1.9W
- With 2.0 m lead with Loox 24V connector
- Silver coloured anodized aluminium
- **Note this light is not dimmable**
- **Order Loox 24V driver and mains lead separately, shown on page 39**



With/without switch	With (master)	Without (slave)
Length	161 mm	150 mm
Cat. No.	833.76.110	833.76.111

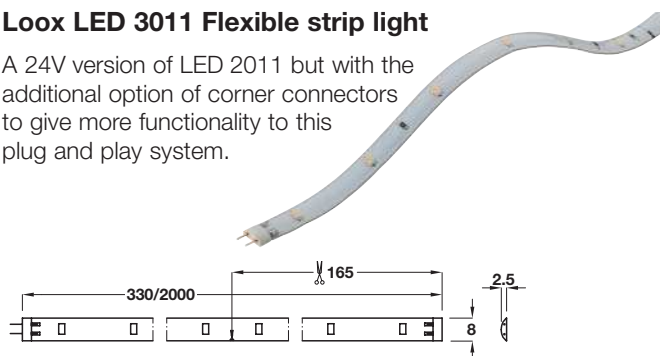
Order qty: 1 pc

Output:	5000 K	
Light colour:	Cool white	
Length:	161 mm	150 mm
Number of diodes:	3	
Light output (Lm):	30	
Wattage (W):	1.9W	
Efficacy (Lm/W):	16	
Colour Rendering Index:	70	
Brightness at 250 mm distance:	200 Lx	
Brightness at 500 mm distance:	60 Lx	
Brightness at 750 mm distance:	30 Lx	
Brightness at 1000 mm distance:	10 Lx	



Loox LED 3011 Flexible strip light

A 24V version of LED 2011 but with the additional option of corner connectors to give more functionality to this plug and play system.



Loox 24V LED 3011 Flexible strip light, 8 mm

- For surface mounting, self adhesive
- Can be shortened every 165 mm
- Voltage: 24V. Wattage: See table below
- White plastic
- **Order switch separately, switches shown on page 46**
- **Order connecting lead Cat. No. 833.77.796 separately for connecting to driver**
- **Order Loox 24V driver and mains lead separately, shown on page 39**



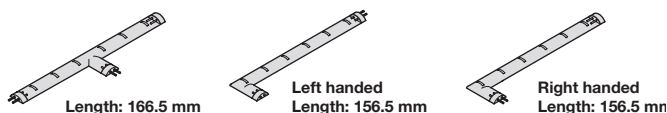
IP20



Length	3000 K	4000 K	5000 K
330 mm	833.77.020	833.77.030	833.77.040
2000 mm	833.77.021	833.77.031	833.77.041

Order qty: 1 pc

Length	330 mm	2000 mm	
Number of diodes:	12	72	
Light output (Lm):	44	282	
Wattage (W):	0.9	5.6	
Efficacy (Lm/W):	49	50	
Colour Rendering Index:	90	90	
Output:	3000 K	4000 K	5000 K
Light colour:	Warm white	Cool white	Cool white
Brightness at distance			
250 mm:	284 Lx	247 Lx	272 Lx
500 mm:	136 Lx	119 Lx	132 Lx
750 mm:	91 Lx	72 Lx	81 Lx
1000 mm:	57 Lx	50 Lx	56 Lx



Loox 24V LED 3011 Corner connector strip lights

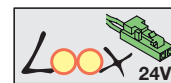
- For connecting LED 3011 flexible strip lights
- T-connector has 2 male and 1 female connector
- Corner connector has 1 male and 1 female connector
- With 6 diodes
- Voltage: 24V. Wattage: 0.4W
- White plastic

Colour temperature	T-Corner	Left corner	Right corner
3000 K	833.77.050	833.77.053	833.77.056
4000 K	833.77.051	833.77.054	833.77.057
5000 K	833.77.052	833.77.055	833.77.058

Order qty: 1 pc

Loox LED 3011 Connecting lead

- Must be ordered separately for connecting flexible strip light to driver
- **Order Loox 24V driver and mains lead separately, shown on page 39**
- Black plastic



Length	2000 mm
Cat. No.	833.77.796

Order qty: 1 pc

Loox LED 3011 Interconnecting lead

- 50 mm version for corner connection
- 500 and 1500 mm versions for connecting strips in continuous run
- Black plastic



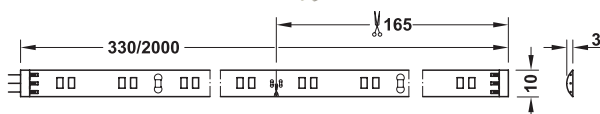
Length	50 mm	500 mm	1500 mm
Cat. No.	833.77.790	833.77.791	833.77.792

Order qty: 1 pc



Loox LED 3017 Flexible multi white strip light

The white light colour can be altered to reflect the mood or effect required using the colour mixer which must be ordered separately. Multiple colour mixers can be controlled by one single remote.

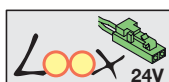


Loox 24V LED 3017 Multi white mood light, 10 mm

- For surface mounting, self adhesive
- Can be shortened every 165 mm
- Voltage: 24V. Wattage: See table below
- White plastic
- **Order switch separately, switches shown on page 46**
- **Order connecting lead Cat. No. 833.77.797 and colour mixer Cat. No. 833.77.780 separately**
- **Order Loox 24V driver and mains lead separately, shown on page 39**



IP20



Length	2700 - 5000 K
330 mm	833.77.010
2000 mm	833.77.011

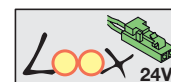
Order qty: 1 pc

Length	330 mm	2000 mm
Number of diodes:	24	144
Light output (Lm):	70	400
Wattage (W):	1.8	11
Efficacy (Lm/W):	39	36
Colour Rendering Index:	93	93
Output/Light colour:	2700 - 5000 K / Warm white to Cool white	
Output:	2700 K	5000 K
Brightness at distance:		
250 mm:	290 Lx	428 Lx
500 mm:	85 Lx	213 Lx
750 mm:	40 Lx	133 Lx
1000 mm:	24 Lx	95 Lx



Loox 24V LED 3017 Colour mixer and remote control

- Colour mixer for use with LED 3017 to control the white light colour from 2700 to 5000 K, max. 60W
- With 8-way distributor
- White plastic
- **Order remote control Cat. No. 833.77.781 separately:**
One remote can control an unlimited number of colour mixers
Max. remote control distance: 15 m
- **Order Loox 24V driver and mains lead separately, shown on page 39**



	Cat. No.
Multi white colour mixer, 60W	833.77.780
Remote control	833.77.781
Additional 8-way distributor	833.77.721

Order qty: 1 pc

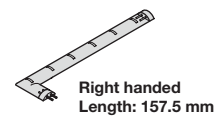
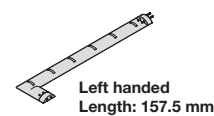
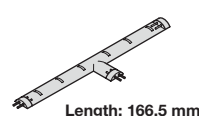


Loox LED 3017 Connecting lead

- Order separately to connect light to colour mixer distribution box

Length	2000 mm
Cat. No.	833.77.797

Order qty: 1 pc



Loox 24V LED 3017 Corner connector strip lights

- For connecting LED 3017 flexible multi white strip lights
- T-connector has 2 male and 1 female connector
- Corner connector has 1 male and 1 female connector
- With 12 diodes
- Voltage: 24V. Wattage: 0.9W
- White plastic

Colour temperature	T-Corner	Left corner	Right corner
2700 - 5000 K	833.77.770	833.77.771	833.77.772

Order qty: 1 pc

Loox LED 3017 Interconnecting lead

- 50 mm version for corner connection
- 500 and 1500 mm versions for connecting strips in continuous run
- White plastic

Length	50 mm	500 mm	1500 mm
Cat. No.	833.77.793	833.77.794	833.77.795

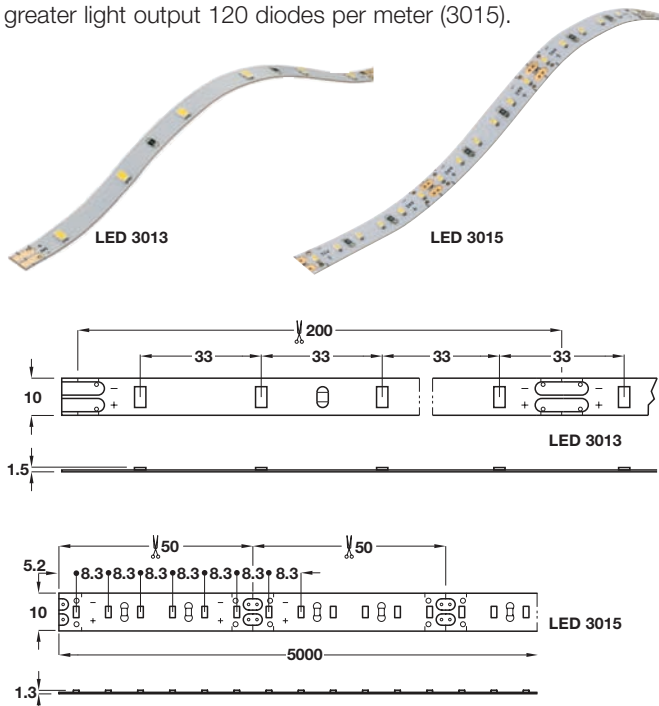
Order qty: 1 pc





Loox LED 3013 and 3015 flexible strip lights

These flexible ribbon lights provide a greater light output than normal with either 30 diodes per meter (3013) or for even greater light output 120 diodes per meter (3015).



Loox 24V LED 3013 / 3015 Flexible strip light, 10 mm

- For surface mounting, self adhesive
- Can be shortened every 200 mm (3013) or 50 mm (3015)
- Voltage: 24V. Wattage: See table above right
- 2.0 m lead with connector included (Cat. No. 833.77.750)
- White plastic
- **Aluminium profiles are available separately, if required, shown on pages 26-26B**
- **Order switch separately, switches shown on page 46**
- **Order Loox 24V driver and mains lead separately, shown on page 39**



Version	3000 K	4000 K	6000 K
3013	833.76.070	833.76.071	833.76.072
3015	833.76.080	833.76.081	833.76.082

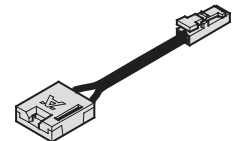
Order qty: 1 pc

LED 3013, 5000 mm length strip

Output:	3000 K	4000 K	6000 K
Light colour:	Warm white	Cool white	Daylight white
Number of diodes:	150 diodes (30 per metre)		
Light output (Lm):	7500	7500	7500
Wattage (W):	80W (16W per metre)		
Efficacy (Lm/W):	94	94	94
Colour Rendering Index:	85	83	80
Brightness at distance			
250 mm:	1703 Lx	1740 Lx	1783 Lx
500 mm:	545 Lx	551 Lx	567 Lx
750 mm:	278 Lx	284 Lx	292 Lx
1000 mm:	130 Lx	131 Lx	132 Lx

LED 3015, 5000 mm length strip

Output:	3000 K	4000 K	6000 K
Light colour:	Warm white	Cool white	Daylight white
Number of diodes:	600 diodes (120 per metre)		
Light output (Lm):	6000	6000	6000
Wattage (W):	75W (15W per metre)		
Efficacy (Lm/W):	80	80	80
Colour Rendering Index:	85	83	80
Brightness at distance			
250 mm:	1687 Lx	1704 Lx	1723 Lx
500 mm:	523 Lx	534 Lx	544 Lx
750 mm:	278 Lx	281 Lx	287 Lx
1000 mm:	133 Lx	134 Lx	135 Lx



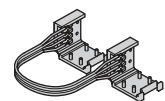
Loox LED 3013 / 3015 Connecting lead

- Included with strip light; order this additional lead separately if required
- With 24V plug system and clip for LED 3013/3015 strip light
- White plastic



Length	Cat. No.
2000 mm	833.77.750

Order qty: 1 pc



Loox LED 3013 / 3015 Interconnecting lead

- 50 mm version for corner connection
- 500 and 2000 mm versions for connecting strips in continuous run
- White plastic

Length	50 mm	500 mm	2000 mm
Cat. No.	833.77.740	833.77.741	833.77.742

Order qty: 1 pc

Loox LED 3013 / 3015 Clip connector

- For connecting two pieces of flexible strip lights LED 3013 or 3015 together
- White plastic



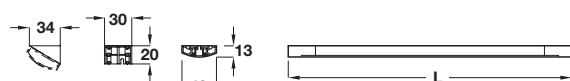
	Cat. No.
Clip connector	833.77.760

Order qty: 1 pc



Loox LED 3019 Linear light, surface mounted

For under cabinet applications for home or office use with high light intensity. Brackets included for mounting flat or for corner angled applications.



Loox 24V LED 3019 surface mounted light, 512 / 812 mm

- For surface mounting, concealed fixings
- Screw fixing, brackets and fixings included
- Voltage: 24V. Wattage: See table below
- With 2.0 m lead with Loox 24V connector
- Silver coloured anodized aluminium
- **Order Loox 24V driver and mains lead separately, shown on page 39**



IP20



Length	512 mm	812 mm
Cat. No.	833.76.090	833.76.091

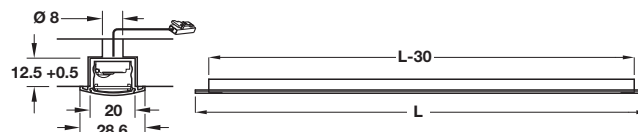
Order qty: 1 pc

Output:	4000 K	
Light colour:	Cool white	
Length:	512 mm	812 mm
Number of diodes:	54	90
Light output (Lm):	720	1200
Wattage (W):	11.5	19
Efficacy (Lm/W):	63	63
Colour Rendering Index:	80	80
Brightness at 250 mm distance:	3500 Lx	3500 Lx
Brightness at 500 mm distance:	1380 Lx	1380 Lx
Brightness at 750 mm distance:	745 Lx	745 Lx
Brightness at 1000 mm distance:	550 Lx	550 Lx



Loox LED 3020 Linear light, recess mounted

Recess mounted version of LED 3019, for installation in 12.5 x 20 mm groove. Features even light effect, without any points of LED chips visible, excellent lumen output.



Loox 24V LED 3020 recess mounted light, 513 / 813 mm

- For recess mounting, concealed fixings
- Screw fixing, brackets and fixings included
- Voltage: 24V. Wattage: See table below
- With 2.0 m lead with Loox 24V connector
- Silver coloured anodized aluminium
- **Order Loox 24V driver and mains lead separately, shown on page 39**



IP20



Length	513 mm	813 mm
Cat. No.	833.76.100	833.76.101

Order qty: 1 pc

Output:	4000 K	
Light colour:	Cool white	
Length:	513 mm	813 mm
Number of diodes:	54	90
Light output (Lm):	720	1200
Wattage (W):	11.5	19
Efficacy (Lm/W):	63	63
Colour Rendering Index:	80	80
Brightness at 250 mm distance:	3500 Lx	3500 Lx
Brightness at 500 mm distance:	1380 Lx	1380 Lx
Brightness at 750 mm distance:	745 Lx	745 Lx
Brightness at 1000 mm distance:	550 Lx	550 Lx



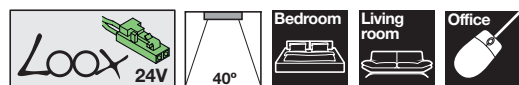
LED 3018 Flexible reading lights

A 24V flexible reading light for use in offices, hotels or in the bedroom. With touch on / touch off or touch to dim switch.



Loox 24V LED 3018 Flexible reading light, 2.75W

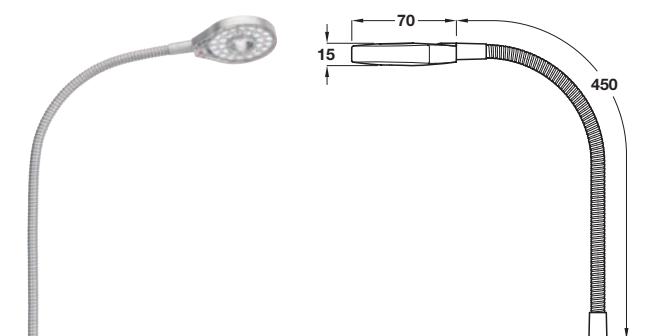
- Flexible arm, with built-in switch, dimmable by finger touch
- Surface or drill through mounting
- Screw fixing, fixings included
- Voltage: 24V. Wattage: 2.75W
- With 2.0 m lead with Loox 24V connector
- Silver coloured plastic
- Order Loox 24V driver and mains lead separately, shown on page 39




Fixing	Cat. No.
Surface mounting, Ø 8 mm access hole	833.77.001
Drill through, Ø 15 mm drill hole	833.77.000

Order qty: 1 pc

Output:	4000 K
Light colour:	Cool white
Number of diodes:	30
Light output (Lm):	150.5
Wattage (W):	2.75
Efficacy (Lm/W):	55
Colour Rendering Index:	83
Brightness at distance	
250 mm:	2683 Lx
500 mm:	671 Lx
750 mm:	298 Lx
1000 mm:	168 Lx




833.77.001 Surface mounting, Ø 8 mm drill hole required

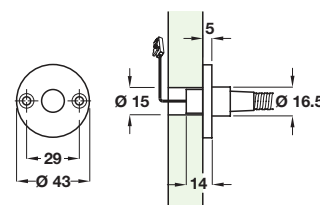


Recess in the housing allows hidden cable mounting.

Surface mounting without hiding cable.



833.77.000 Drill through, Ø 15 mm drill hole required



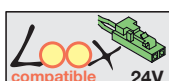


HE LED Matrix spotlight, 24V/2W

- For surface mounting
- LED grid contains 25 diodes
- Colour temperature:
Cool white 5,100 K. Warm white 3,200 K
- Voltage: 24V. Wattage: 2W
- With 2.0 m lead with Loox 24V connector
- Two bezels are included with each light:
Brushed stainless steel and metallic grey finish
- **Order Loox 24V driver and mains lead separately, see page 4.5A31 for details**



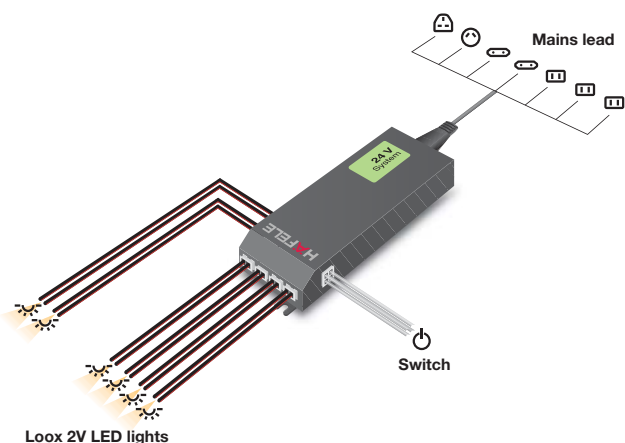
IP20



Single light only		
LED colour	Cool white	Warm white
Cat. No.	833.64.862	833.64.863

Order qty: 1 pc

This page is intentionally blank

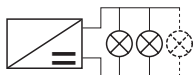


LED Driver constant voltage 24V

The driver is the heart of the Loox system, and is suitable for connecting to all of the world's power systems. It has an integrated switching function and connections for all of the most popular types of switch.



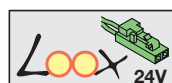
Images updated and added



For parallel connection of lights

LED Driver, constant voltage, 24V

- For use with Loox 24V lights only
- Input voltage: 100-240V; 50-60Hz
- Output voltage: DC 24V
- Degree of protection IP 20
- With integrated controller
- 6 sockets for 24V lights
- 1 socket for switch (switches shown on page 46)
- 1 socket for country-specific mains lead
- Fixings included
- Black plastic
- Order LED lights and switches separately



Driver dimensions changed and Wattage amended from 0.5 to 0 for 833.77.900/901. New 20W (slim) and 75W driver added.

Length x width x height	Wattage	Cat. No.
140 x 43 x 20 mm	0-15W	833.77.900
128 x 50.5 x 14 mm (flat)	0-20W	833.77.912
195 x 43 x 28 mm	0-30W	833.77.901
208 x 56.5 x 30 mm	0-75W	833.77.914


Quantity price breaks: 1 / 2 / 5 / 8 / 10 pcs

Loox 24V distributor

- For connecting to drivers Cat. No. 833.77.900 or 833.77.901
- For adding up to three lights and an additional switch

	Cat. No.
3-way distributor	833.77.720

Quantity price breaks: 1 / 2 / 5 / 8 / 10 pcs



Text added to show new 5000 mm length

UK Moulded plug version

Mains leads

- Voltage: 250V
- Length: 2000 or 5000 mm
- Black plastic
- Country specific mains leads available with small appliance plug - see below

Type	Voltage	2000 mm	5000 mm
Moulded plug	250V	833.89.000	833.89.080
Bare ended	250V	833.89.009	-

Quantity price breaks: 0 / 0 / 0 / 0 / 0 pcs

Country specific mains lead:	Voltage	Cat. No.
Australian plug	250V	833.89.001
European plug	250V	833.89.002
North American plug	120V	833.89.003
Japanese plug	100V	833.89.004
Chinese plug	250V	833.89.005
Korean plug	250V	833.89.006
Taiwanese plug		833.89.007

Quantity price breaks: 1 / 2 / 5 / 8 / 10 pcs

Taiwanese plug added.



Extension lead, 24V

- For 24V Loox system
- Note: Total lead length from driver to switch max. 6 m
- White plastic connectors

Note added

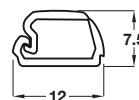


Length	Cat. No.
500 mm	833.77.706
1000 mm	833.77.707
2000 mm	833.77.708

Quantity price breaks: 1 / 2 / 5 / 10 / 50 pcs

Available Sept 2013

Available Sept 2013



Cable channels

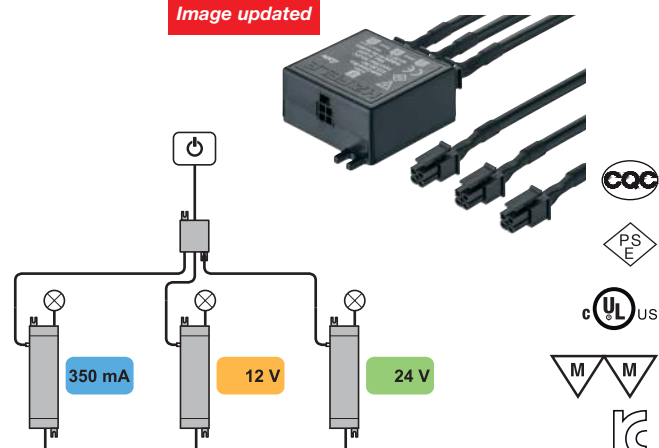
- Length: 2500 mm
- For concealing visible cables in furniture and cabinets
- With self adhesive tape

Finish	Cat. No.
White, RAL 9010	833.89.013
Brown, RAL 8007	833.89.023
Black, RAL 9005	833.89.033

Quantity price breaks: 1 / 2 / 5 / 10 / 50 pcs

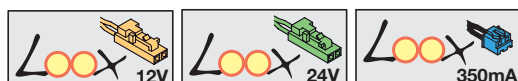


Image updated



Loox Multi driver box

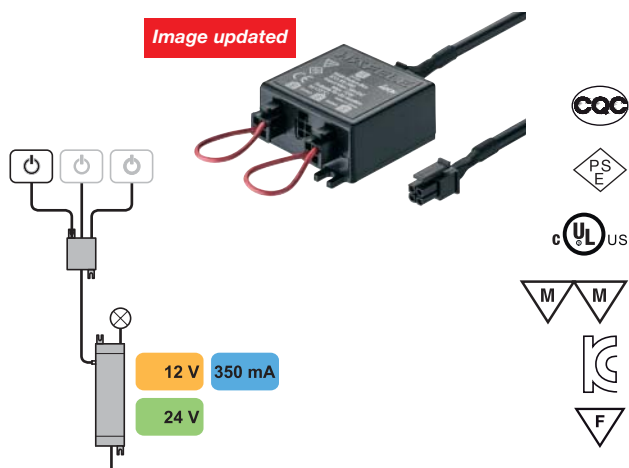
- Combine up to 3 drivers and switch them with one single switch
- For all applications needing more power or central switching
- All Loox switches can be used
- Wattage: max. 3x 30W
- 3x 1 m connecting leads included
- 40 x 38 x 17 mm
- Plastic



Finish	Cat. No.
Black	833.89.061

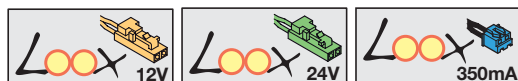
Order qty: 1 pc

Image updated



Loox Multi switch box

- Switch one single driver with up to 3 switches
- **Note:** Not suitable for use with dimmer switch
- Wattage: max. 30W
- 40 x 38 x 17 mm
- 1x 1 m connecting lead included
- Plastic



Finish	Cat. No.
Black	833.89.060

Order qty: 1 pc




Image updated

Loox Multi driver / switch optional cables

- For use with multi driver box Cat. No. **833.89.061** and multi switch box Cat. No. **833.89.060**
- Black plastic

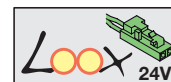
Length	500 mm	2000 mm
Cat. No.	833.89.068	833.89.069

Order qty: 1 pc



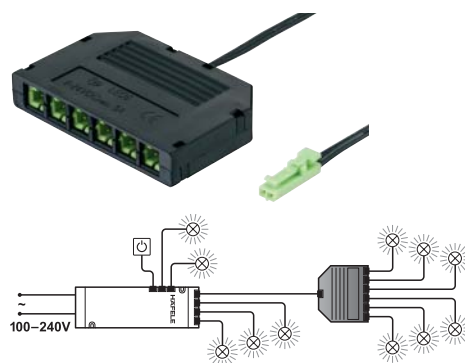
Loox 24V Extension lead, 4-way

- Convenient extension for additional lights
- Max. 4 lights per extension lead can be connected, max. 2 extension leads can be coupled
- Black plastic



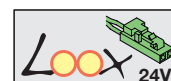
Length	6500 mm
4-way extension lead, 24V	833.77.800

Order qty: 1 pc



Loox 24V Distributor, 6-way

- With the 6 way distributor up to 6 additional lights can be operated from one driver slot
- With 2.0 m lead with Loox 24V connector
- L x W x H: 58.5 x 38 x 10 mm
- Black plastic



Cat. No.	6-way distribution box
833.77.722	

Order qty: 1 pc

This page is intentionally blank

Loox LED 350mA Plug and Play Lighting System40-46



LED 4003 350mA downlight sets41



LED 4004 350mA downlight sets41



LED 4005 350mA downlight set42



LED 4006 350mA downlight sets43



LED 4007 350mA downlight sets43



LED 4009 350mA high power downlight44



**Loox LED 350mA
Lights; pages 40-44**



+

**Loox LED 350mA Driver
and leads; page 45**

+

**Loox Switches;
page 46**

=

**Loox LED
350mA
System**



LED 350mA driver and leads45



Loox switches for all Loox lights46

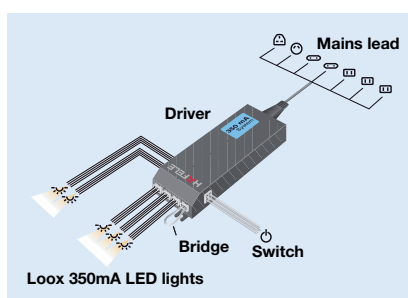


**Other Loox Lighting Systems can be
found in this catalogue on pages:**

Loox LED 12V system10-31

Loox LED 24V system32-39

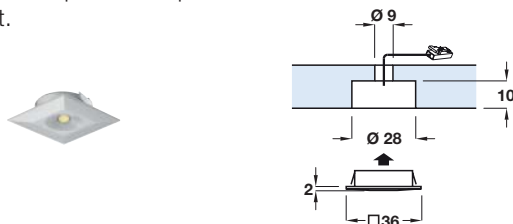
LED battery operated drawer light .47





LED 4003 Downlight, square

The extremely small and flat design of the LED 4003 makes it easy to integrate in any furniture design. The light spot can be pointed upwards or downwards, and is suitable for illuminating objects in furniture. Depending on the installation situation, this light can also put the emphasis on furniture as an effective sidelight.



LED 4003 Downlight, square, 350mA/1W

- For recess mounting
- Press-fit fixing
- Lamp contains 1 diode
- Light colour: Warm white 3,000 K, Daylight white 6,000 K
- Light output (Lm): 65 (3000K), 92 (6000K)
- Efficacy (Lm per Watt): 65 (3000K), 94 (6000K)
- Colour rendering index (CRI): 85 (3000K), 84 (6000K)
- Current: 350mA. Wattage: 1W
- With 2.0 m lead with connector
- Silver coloured plastic
- Order switch separately, switches shown on page 46
- Order Loox 350mA driver and mains lead separately, shown on page 45

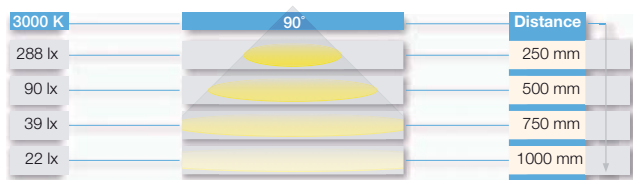


IP20



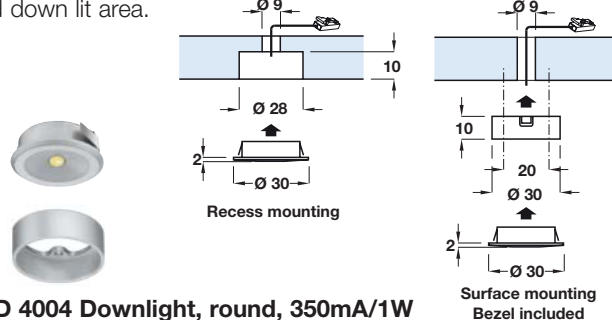
Colour temperature	Cat. No.
Warm white 3,000 K	833.78.040
Daylight white 6,000K	833.78.041

Quantity price breaks: 3 / 6 / 15 / 24 / 30 pcs



LED 4004 Downlight, round

Extremely small and slimline design - and no lack of light intensity: The beam of the round version of the LED 4004 puts objects firmly in the spotlight in the recess mounted and down lit area.



LED 4004 Downlight, round, 350mA/1W

- For surface or recess mounting, bezel included
- Press-fit fixing or screw fixing with bezel, fixings included
- Lamp contains 1 diode
- Colour temperature: Warm white 3,000 K, Daylight white 6,000 K
- Light output (Lm): 65 (3000K), 94 (6000K)
- Efficacy (Lm per Watt): 65 (3000K), 94 (6000K)
- Colour rendering index (CRI): 85 (3000K), 83 (6000K)
- Current: 350mA. Wattage: 1W
- With 2.0 m lead with connector
- Silver coloured plastic
- Order switch separately, switches shown on page 46
- Order Loox 350mA driver and mains lead separately, shown on page 45

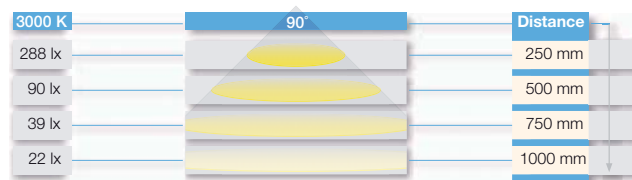


IP20



Colour temperature	Cat. No.
Warm white 3,000 K	833.78.080
Daylight white 6,000 K	833.78.081

Quantity price breaks: 3 / 6 / 15 / 24 / 30 pcs





LED 4005 recess mounted spotlight, 1W, round with lens

The LED 4005 can be used as a recess mounted or down light. The extremely small and flat design makes the light easy to integrate in any furniture design. The light spot is suitable for decoratively illuminating objects in furniture. The integrated lens also centres and intensifies the light spot.

LED 4005 Recess mounted spotlight, round with lens, 350mA/1W

- For surface or recess mounting, bezel included
- Press-fit fixing or screw fixing with bezel, fixings included
- Lamp contains: 1 diode
- Light colour: Warm white 3,000 K **Daylight white 6,000 K**
- Light output (Lm): **65** 74
- Efficacy (Lm per Watt): **65** 74
- Colour rendering index (CRI): 87 81
- Current: 350mA. Wattage: 1W
- With 2.0 m lead with connector
- Silver coloured plastic
- Order switch separately, switches shown on page 46**
- Order Loox 350mA driver and mains lead separately, shown on page 45**

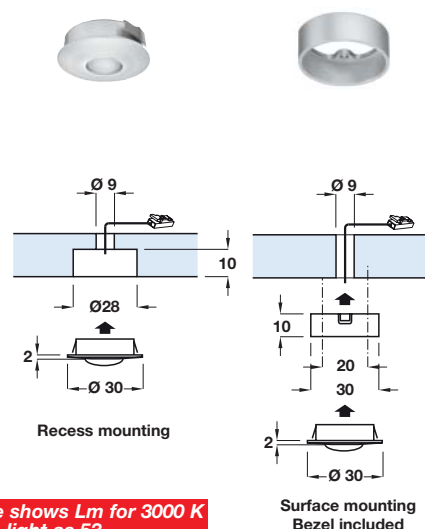
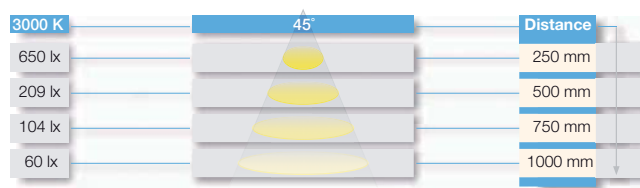


IP20



Colour temperature	Cat. No.
Warm white 3,000 K	833.78.100
Daylight white 6,000 K	833.78.101

Quantity price breaks: 3 / 6 / 15 / 24 / 30 pcs



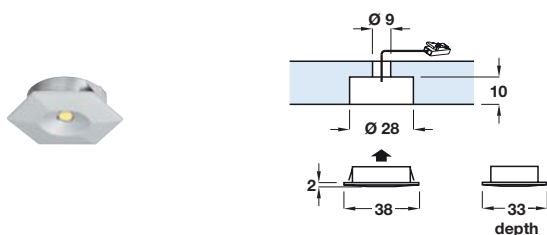
Catalogue shows Lm for 3000 K light as 53.
Correct Lm value is 65.

Light colours reclassified for continuity as below:
Light colour K Value
Warm white Up to 3400 K
Cool white 3400-5700 K
Daylight white 57000 K or more



LED 4006 Downlight, hexagonal

The hexagonal shape is the striking feature of the LED 4006. With its slimline, flat design the spot light can be pointed either up or down depending on the application. Exciting sidelight effects can also be created with this light.



LED 4006 Downlight, hexagonal, 350mA/1W

- For recess mounting
- Press-fit fixing
- Lamp contains 1 diode
- Light colour: Warm white 3,000 K **Daylight white 6,000 K**
- Light output (Lm): 65 87.1
- Efficacy (Lm per Watt): 65 87.1
- Colour rendering index (CRI): 85 83
- Current: 350mA. Wattage: 1W
- With 2.0 m lead with connector
- Silver coloured plastic
- Order switch separately, switches shown on page 46**
- Order Loox 350mA driver and mains lead separately, shown on page 45**

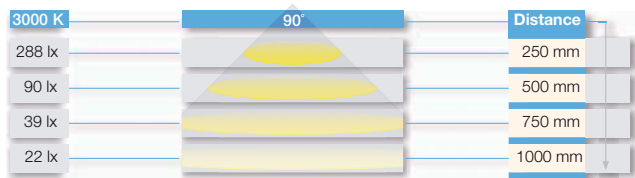


IP20



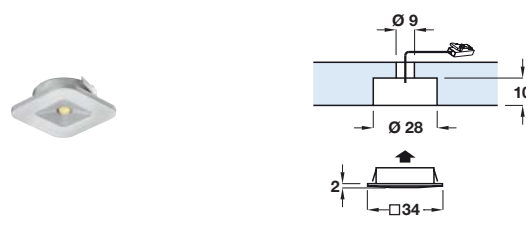
Colour temperature	Cat. No.
Warm white 3,000 K	833.78.000
Daylight white 6,000 K	833.78.001

Quantity price breaks: 3 / 6 / 15 / 24 / 30 pcs



LED 4007 Downlight, square

Small, versatile and with flexible alignment: The LED 4007 recess mounted light with its striking square design is already a design element in itself. The spot light emphasizes the effect of objects in furniture in an extraordinary way.



LED 4007 Downlight, square, 350mA/1W

- For recess mounting
- Press-fit fixing
- Lamp contains 1 diode
- Light colour: Warm white 3,000 K **Daylight white 6,000 K**
- Light output (Lm): 53 94
- Efficacy (Lm per Watt): 53 94
- Colour rendering index (CRI): 85 84
- Current: 350mA. Wattage: 1W
- With 2.0 m lead with connector
- Silver coloured plastic
- Order switch separately, switches shown on page 46**
- Order Loox 350mA driver and mains lead separately, shown on page 45**

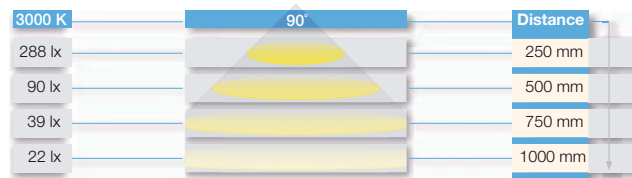



IP20



Colour temperature	Cat. No.
Warm white 3,000 K	833.78.020
Daylight white 6,000 K	833.78.021

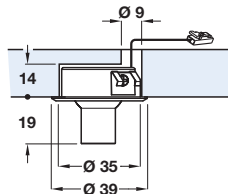
Quantity price breaks: 3 / 6 / 15 / 24 / 30 pcs





Loox LED 4012 Swivel spotlights

Recessed swivel mounted light, this light required only 14 mm drilling depth making it suitable to fit into 16 mm panels. Available in black as well as a silver coloured finish.



Loox 350mA LED 4012 Swivel spotlight

- Swivelling light head
- For recess mounting, press-fit in Ø 35 mm hole
- Current: 350mA. Wattage: 1W
- With 2.0 m lead with Loox 350mA connector
- Anodized aluminium
- **Order switch separately, switches shown on page 46**
- **Order Loox 350mA driver and mains lead separately, shown on page 45**



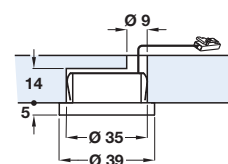
Finish	4000 K	6000 K
Silver coloured	833.78.050	833.78.051
Black	833.78.052	833.78.053

Order qty: 1 pc

Output:	4000 K	6000 K
Light colour:	Cool white	Daylight white
Number of diodes:	1	1
Light output (Lm):	72	82
Wattage (W):	1	1
Efficacy (Lm/W):	72	82
Colour Rendering Index:	92	80
Brightness at distance:		
250 mm	4754 Lx	5500 Lx
500 mm	1420 Lx	1516 Lx
750 mm	856 Lx	957 Lx
1000 mm	404 Lx	435 Lx

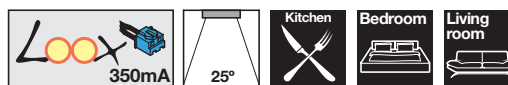
Loox LED 4014 Spotlights

Higher power 1W spotlight with compact design, available in two light colours.



Loox 350mA LED 4014 High power spotlight

- High luminosity
- For recess mounting, press-fit in Ø 33 mm hole
- Current: 350mA. Wattage: 1W
- With 2.0 m lead with Loox 350mA connector
- Anodized aluminium
- **Order switch separately, switches shown on page 46**
- **Order Loox 350mA driver and mains lead separately, shown on page 45**



Finish	4000 K	6000 K
Silver coloured	833.78.060	833.78.061

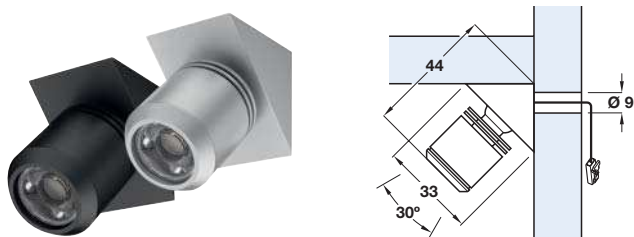
Order qty: 1 pc

Output:	4000 K	6000 K
Light colour:	Cool white	Daylight white
Number of diodes:	1	1
Light output (Lm):	89	91
Wattage (W):	1	1
Efficacy (Lm/W):	89	91
Colour Rendering Index:	85	83
Brightness at distance:		
250 mm	4000 Lx	4513 Lx
500 mm	2300 Lx	2432 Lx
750 mm	800 Lx	840 Lx
1000 mm	330 Lx	339 Lx



Loox LED 4013 Swivel spotlights, surface mounted

Swivel light with concealed mounting with a compact design and high light intensity for corner applications.



Loox 350mA LED 4013 Swivel spotlight

- Swivels 30°
- For surface mounting, concealed fixing
- Fixing screw and self adhesive pad included
- Current: 350mA. Wattage: 1W
- With 2.0 m lead with Loox 350mA connector
- Anodized aluminium
- **Order switch separately, switches shown on page 46**
- **Order Loox 350mA driver and mains lead separately, shown on page 45**



IP20



Finish	4000 K	6000 K
Silver coloured	833.79.060	833.79.061
Black	833.79.062	833.79.063

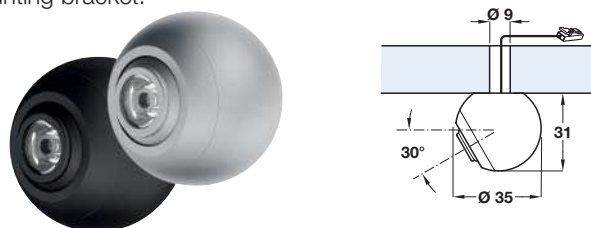
Order qty: 1 pc

Output:	4000 K	6000 K
Light colour:	Cool white	Daylight white
Number of diodes:	1	1
Light output (Lm):	64	71
Wattage (W):	1	1
Efficacy (Lm/W):	64	71
Colour Rendering Index:	87	85
Brightness at distance:		
250 mm	2500 Lx	2800 Lx
500 mm	1500 Lx	1600 Lx
750 mm	500 Lx	585 Lx
1000 mm	150 Lx	287 Lx



Loox LED 4015 Swivel eyeball spotlights

Both light housing and eyeball swivel to direct the light to the required position. Concealed screw fixing; eyeball clips into a mounting bracket.



Loox 350mA LED 4015 Swivel eyeball spotlight

- Eyeball swivels 30°, light housing swivels 360°
- For surface mounting, concealed fixing
- Fixings and bracket included
- Current: 350mA. Wattage: 1W
- With 2.0 m lead with Loox 350mA connector
- Anodized aluminium
- **Order switch separately, switches shown on page 46**
- **Order Loox 350mA driver and mains lead separately, shown on page 45**



IP20



Finish	4000 K	6000 K
Silver coloured	833.79.070	833.79.071
Black	833.79.072	833.79.073

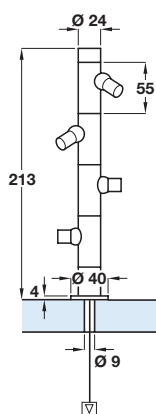
Order qty: 1 pc

Output:	4000 K	6000 K
Light colour:	Cool white	Daylight white
Number of diodes:	1	1
Light output (Lm):	72	87
Wattage (W):	1	1
Efficacy (Lm/W):	72	87
Colour Rendering Index:	87	72
Brightness at distance:		
250 mm	7542 Lx	8341 Lx
500 mm	2156 Lx	2300 Lx
750 mm	1088 Lx	1144 Lx
1000 mm	414 Lx	449 Lx



LED 4010 Stack light

Stack light comes with three lights which can be positioned individually to spotlight certain areas as required.



Each module adds 55 mm in height to the stack light



LED single module
Overall height: 72.5 mm



Spacer module
Overall height: 72.5 mm

Optional modules	Cat. No.
LED 4010 single module, 4000 K	833.80.011
Single spacer module	833.80.012

Order qty: 1 pc

Loox 350mA LED 4010 Stack light

- For surface mounting, Ø 9-11 mm drill hole required for lead
- Screw fixing, fixings included
- Voltage: 350mA. Wattage: 3W = 3x 1W per module
- With 2.0 m lead with Loox 350mA connector
- Black anodized aluminium
- Optional LED light or spacer modules available separately - max. additional 5 lights and 4 spacers may be added
- **Order switch separately, switches shown on page 46**
- **Loox 350mA driver and mains lead separately, shown on page 45**



IP20



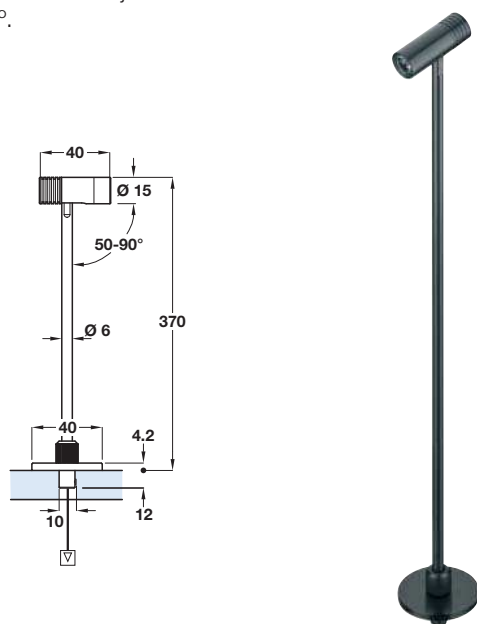
Stack light (with 3 LED light modules)	4000 K
Black	833.80.010

Output:	4000 K
Light colour:	Cool white
Number of diodes:	3 diodes (1/module)
Light output (Lm):	213 Lm (71 Lm/module)
Wattage (W):	3W (1W/module)
Efficacy (Lm/W):	71
Colour Rendering Index:	85
Brightness at 250 mm distance:	4923 Lx
Brightness at 500 mm distance:	1231 Lx
Brightness at 750 mm distance:	547 Lx
Brightness at 1000 mm distance:	307 Lx



LED 4011 Post light

Post light with height adjustment
(bar can be lowered into the cabinet)
and light head tilt adjustment from
50 to 90°.

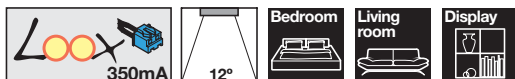


Loox 350mA LED 4011 Post light

- For surface mounting, Ø 10 mm drill hole required for lead
- Screw fixing, fixings included
- With 50-90° light head tilt adjustment
- Voltage: 350mA. Wattage: 1W
- With 2.0 m lead with Loox 350mA connector
- Black anodized aluminium and steel
- **Order switch separately, switches shown on page 46**
- **Loox 350mA driver and mains lead separately, shown on page 45**



IP20



Finish	4000 K	6000 K
Black	833.80.000	833.80.001

Order qty: 1 pc

Output:	4000 K	6000 K
Light colour:	Cool white	Daylight white
Number of diodes:	1	1
Light output (Lm):	70	75
Wattage (W):	1	1
Efficacy (Lm/W):	70	75
Colour Rendering Index:	90	85
Brightness at 250 mm distance:	12897 Lx	15827 Lx
Brightness at 500 mm distance:	3224 Lx	3957 Lx
Brightness at 750 mm distance:	1433 Lx	1759 Lx
Brightness at 1000 mm distance:	806 Lx	990 Lx



LED 4009 Downlight with 3 LEDs

The LED 4009 recess mounted light has three extra-powerful LEDs and therefore generates powerful, directed light. The light can therefore be deployed universally in any furnishings as a functional light. Three different installation options are available for design purposes.



LED 4009 High power downlight with 3 LEDs, 350mA/3W

- For surface or recess mounting
- **For surface mounting order bezel Cat. No. 833.80.710/712 or triangular housing Cat. No. 833.80.711 separately**
- Screw fixing bezel or housing, fixings included
- Lamp contains 3 diodes
- Colour temperature: Warm white 3,000 K **Daylight white 6,000 K**
- Light output (Lm): 120 140
- Efficacy (Lm per Watt): 40 47
- Colour rendering index: 85 75
- Current: 350mA. Wattage: 3W
- With 2.0 m lead with connector
- Aluminium
- **Order switch separately, switches shown on page 46**
- **Order Loox 350mA driver and mains lead separately, shown on page 45**



IP20

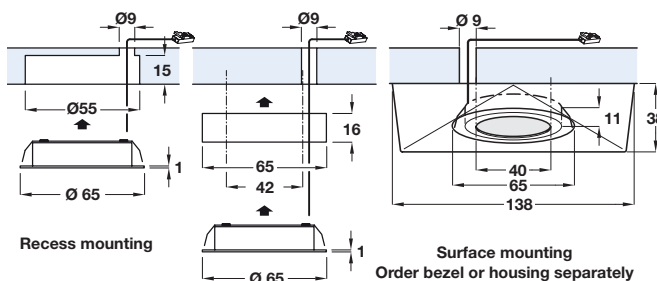


Colour temperature	Daylight white 6,000 K	Warm white 3,000 K
Matt nickel	833.78.150	833.78.140
Black	833.78.152	833.78.142

Quantity price breaks: **1 / 2 / 5 / 8 / 10** pcs

6000 K	3000 K	160°	Distance
1113 lx	860 lx		250 mm
278 lx	215 lx		500 mm
123 lx	96 lx		750 mm
69 lx	54 lx		1000 mm

Lx values amended.



LED 4009 Surface mounted bezel

- Dimensions: 65 x 16 mm (Ø x H)
- Aluminium



Finish	Cat. No.
Matt nickel	833.80.710
Black	833.80.712

Quantity price breaks: **1 / 2 / 5 / 8 / 10** pcs

LED 4009 Triangular surface mounted housing

- Dimensions: 138 x 116 x 38 mm (L x W x H)
- Aluminium



Finish	Cat. No.
Matt nickel	833.80.711

Quantity price breaks: **1 / 2 / 5 / 8 / 10** pcs

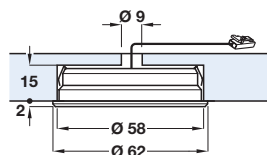
Light colours reclassified for continuity as below:

Light colour	K Value
Warm white	Up to 3400 K
Cool white	3400-5700 K
Daylight white	5700 K or more



Loox LED 4016 Downlight, IP 44 rated

IP44 rated, ideal for display but also for use in kitchens or bathrooms, with no visible points of light seen. Provides good lumen output and is a design exclusive to Häfele.



Loox 350mA LED 4016 Downlight, Ø 62 mm

- For recess mounting, press-fit in Ø 58 mm hole
- Surface-directed, even illumination
- Current: 350mA. Wattage: 2W
- With 2.0 m lead with Loox 350mA connector
- Aluminium
- **Order switch separately, switches shown on page 46**
- **Order Loox 350mA driver and mains lead separately, shown on page 45**



IP44

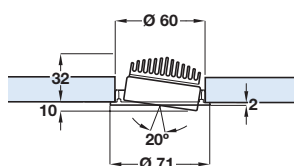


Finish	3000 K	4000 K
Matt nickel plated	833.78.070	833.78.071

Order qty: 1 pc

Output:	3000 K	4000 K
Light colour:	Cool white	Daylight white
Number of diodes:	LED surface light	
Light output (Lm):	160	190
Wattage (W):	2	2
Efficacy (Lm/W):	80	95
Colour Rendering Index:	80	82
Brightness at distance:		
250 mm	970 Lx	1200 Lx
500 mm	266 Lx	320 Lx
750 mm	188 Lx	143 Lx
1000 mm	72 Lx	72 Lx

This page is intentionally blank



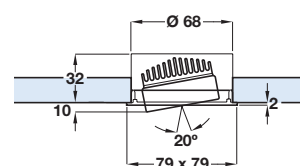
**JAVA LED round ceiling light,
 350mA/3.6W, with 20° swivel
 adjustment**

- For recess mounting, for installation in Ø 60 mm hole
- Lamp contains 3 LED diodes
- Colour temperature:
 Cool white 5,700 K. Warm white 2,800K
- Current: 350mA. Wattage: 3.6W
- With 2.0 m lead and 350mA Loox connector
- Aluminium alloy, aluminium finish
- **Order switch separately, switches shown on page 46**
- **Order 350mA Loox driver and mains lead separately, shown on page 45**



Single light only (order driver and mains lead separately)		
LED colour	Cool white	Warm white
Cat. No.	830.64.813	830.64.812

Order qty: 1 pc



**JAVA LED square ceiling light,
 350mA/4.8W, with 20° swivel
 adjustment**

- For recess mounting, for installation in Ø 68 mm hole
- Lamp contains 4 LED diodes
- Colour temperature:
 Cool white, 5,700 K. Warm white 2,800K
- Current: 350mA. Wattage: 4.8W
- With 2.0 m lead and 350mA Loox connector
- Aluminium alloy, aluminium finish
- **Order switch separately, switches shown on page 46**
- **Order 350mA Loox driver and mains lead separately, shown on page 45**



Single light only (order driver and mains lead separately)		
LED colour	Cool white	Warm white
Cat. No.	830.64.832	830.64.833

Order qty: 1 pc

Loox Compatible LED 350mA Lighting System

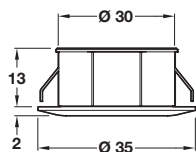
PIXEL Spotlights, IP44 Rated

HAFELE

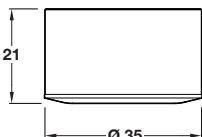
The PIXEL collection offers the advantages of high lighting efficiency thanks to the High Power LED light combined with a professional polymer lens prism that pilots and diffuses the light uniformly without shadows and smudges.



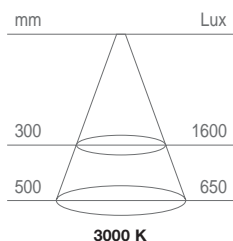
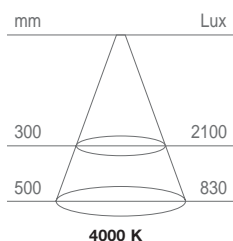
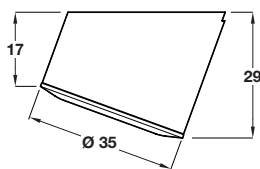
PIXEL recess mounted



PIXEL SP surface mounted



PIXEL OB surface mounted



PIXEL Ø 35 mm recess mounted in Ø 30 mm hole



PIXEL SP Ø 35 mm surface mounted



PIXEL OB Ø 35 mm surface mounted

PIXEL Spotlight, 350mA/1.2W, IP44 rated

- Versions available for surface or recess mounting
- Press-fit or screw fixing, fixings included
- Lamp contains 1 diode
- Colour temp: **Cool white** 4,000 K Warm white 3,000 K
- Light output: 128 Lm 122 Lm
- Efficacy: 107 Lm per Watt 102 Lm per Watt
- CRI: 80 80
- Current: 350mA. Wattage: 1.2W
- With 2.0 m lead with Loox 350mA connector
- Stainless steel effect finish, brass
- **Order switch separately, switches shown on page 46**
- **Order 350mA driver and mains lead separately, shown on page 45**



IP44



Version	Cool white 4,000 K	Warm white 3,000 K
PIXEL recess mounted	833.06.240	833.06.241
PIXEL SP round	833.07.040	833.07.041
PIXEL OB angled	833.07.050	833.07.051

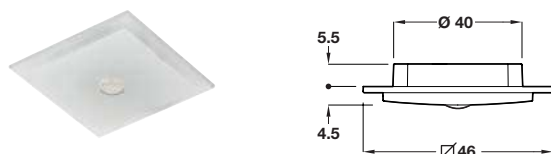
Order qty: 1 pc

Light colours reclassified for continuity as below:
Light colour K Value
 Warm white Up to 3400 K
 Cool white 3400-5700 K
 Daylight white 57000 K or more



SLIDE spotlights have a minimal design with only a 6 mm deep hole required, as well as a steel flange under the frame used to mask the recessed hole. The SLIDE light is compatible with the Loox 350mA plug and play range and is IP44 rated.

Two style of bezels EVOSLIDE and CUBIK are available for optional surface mounting.



SLIDE Spotlight, 350mA/1.2W, IP44 rated

- 4.5 mm rim, min. 5.5 mm hole depth required
- For recess mounting, press-fit in Ø 40 mm hole
- For surface mounting, order bezel shown right separately
- Lamp contains 1 diode
- Light output: 142 Lm
- Efficacy: 118 Lm per Watt
- Colour rendering index (CRI): 75
- With 2.0 m lead with Loox 350mA connector
- Injection moulded techno polymer, opal polycarbonate diffuser
- **Order switch separately, switches shown on page 46**
- **Order Loox 350mA driver and mains lead separately shown on page 45**

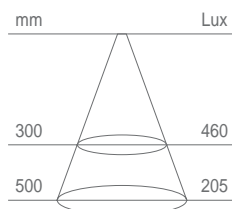


IP44

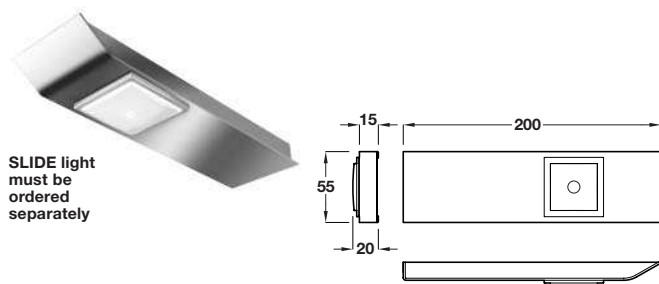


Finish	Cool white 5,000-5,700 K
Stainless steel coloured	833.06.260

Order qty: 1 pc



Order light and bezel separately for surface mounting



SLIDE light must be ordered separately

EVOSLIDE rectangular bezel

- For surface mounting SLIDE light (order separately)
- Stainless steel



Rectangular bezel (order 833.06.260 separately)	Cat. No.
Satin	833.07.060

Order qty: 1 pc



Order light and bezel separately for surface mounting



SLIDE light must be ordered separately

CUBIK wedge bezel

- For surface mounting SLIDE light (order separately)
- Stainless steel

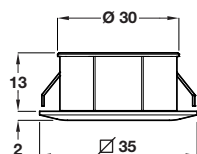


Wedge bezel (order 833.06.260 separately)	Cat. No.
Satin	833.07.070

Order qty: 1 pc



The NET spotlight has been rated as IP44 meaning it is splash-proof and ideal for use in Zone 1 or 2 areas in bathrooms.



NET Spotlight, 350mA/1.2W, IP44 rated

- For recess mounting
- Press-fit fixing
- Lamp contains 1 diode
- Colour temp: **Cool white** 4,000 K Warm white 3,000 K
- Light output: 128 Lm 122 Lm
- Efficacy: 107 Lm per Watt 102 Lm per Watt
- CRI: 80 80
- Current: 350mA. Wattage: 1.2W
- With 2.0 m lead with Loox 350mA connector
- Aluminium coloured finish, aluminium
- **Order switch separately, switches shown on page 46**
- **Order 350mA driver and mains lead separately, shown on page 45**



IP44



Version	Cool white 4,000 K	Warm white 3,000 K
Recess	833.06.250	833.06.251

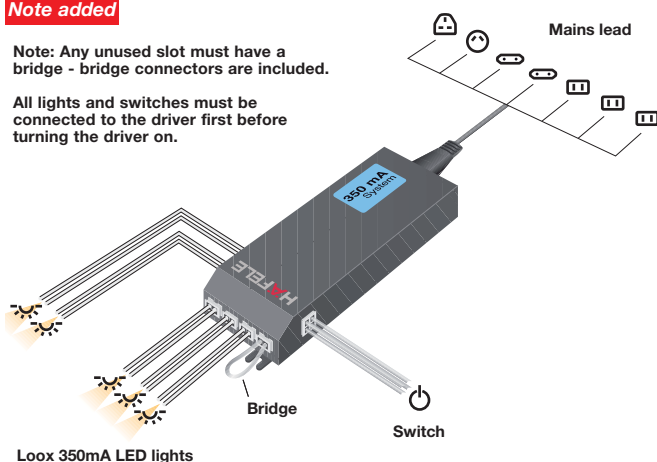
Order qty: 1 pc

Light colours reclassified for continuity as below:
Light colour **K Value**
 Warm white Up to 3400 K
 Cool white 3400-5700 K
 Daylight white 57000 K or more

Note added

Note: Any unused slot must have a bridge - bridge connectors are included.

All lights and switches must be connected to the driver first before turning the driver on.



Loox 350mA LED lights

Constant current 350mA LED driver

The 350mA driver of the Loox lighting system is both flexible and compatible: It operates with all of the world's power systems, has an integrated switching function and provides a connection for any of the Loox switches.



For connecting lights in series



SELV

IP20

LED driver, constant current 350mA

- For use with Loox 350mA LED lights only
- Input voltage: 100 - 240V; 50 - 60Hz
- Output current: 350mA
- Degree of protection IP 20
- With integrated controller:
 - 4 or 10 sockets for 350mA LED lights: see table below
 - 1 socket for switch (switches shown on page 46)
 - 1 socket for country-specific mains lead
- **Note:** Any unused socket must have a bridge fitted or the lighting system will not work, bridges are included

- Fixings included
- Black plastic

- **Order LED lights and switches separately**



Length x width x height	Wattage	No. of Slots	Cat. No.
140 x 43 x 20 mm	1-4W	4	833.80.900
195 x 43 x 28 mm	5-10W	10	833.80.901

Quantity price breaks: **1 / 2 / 5 / 8 / 10** pcs

Driver dimensions amended.

Additional bridge connector

- For use with 350 mA Loox drivers
Cat. No. 833.80.900 or 833.80.901
- White plastic




Cat. No.
Additional bridge connector
833.80.720

Quantity price breaks: **5 / 10 / 20 / 30 / 40** pcs

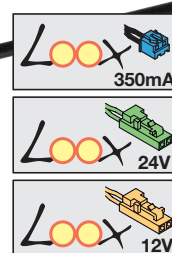
Text added to show new 5000 mm length

UK Moulded plug version



Mains leads

- Voltage: 250V
- Length: 2000 or 5000 mm
- Black plastic
- Country specific mains leads available with small appliance plug - see below



Type	Voltage	2000 mm	5000 mm
Moulded plug	250V	833.89.000	833.89.080
Bare ended	250V	833.89.009	-

Quantity price breaks: **1 / 2 / 5 / 8 / 10** pcs

Country specific mains lead:	Voltage	Cat. No.
Australian plug	250V	833.89.001
European plug	250V	833.89.002
North American plug	120V	833.89.003
Japanese plug	100V	833.89.004
Chinese plug	250V	833.89.005
Korean plug	250V	833.89.006

Quantity price breaks: **1 / 2 / 5 / 8 / 10** pcs



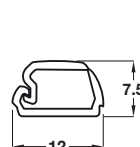
Extension lead, 350mA

- For 350mA Loox system
- **Note:** Total lead length from driver to switch max. 6 m
- White plastic connectors



Length	Cat. No.
500	833.80.704
1000	833.80.705
2000	833.80.706

Quantity price breaks: **1 / 2 / 5 / 10 / 50** pcs



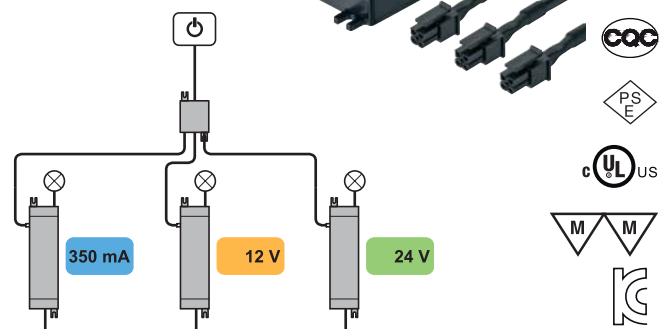
Cable channels

- Length: 2500 mm
- For concealing visible cables in furniture and cabinets
- With self adhesive tape

Finish	Cat. No.
White, RAL 9010	833.89.013
Brown, RAL 8007	833.89.023
Black, RAL 9005	833.89.033

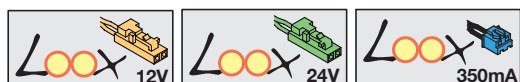
Quantity price breaks: **1 / 2 / 5 / 10 / 50** pcs

Image updated



Loox Multi driver box

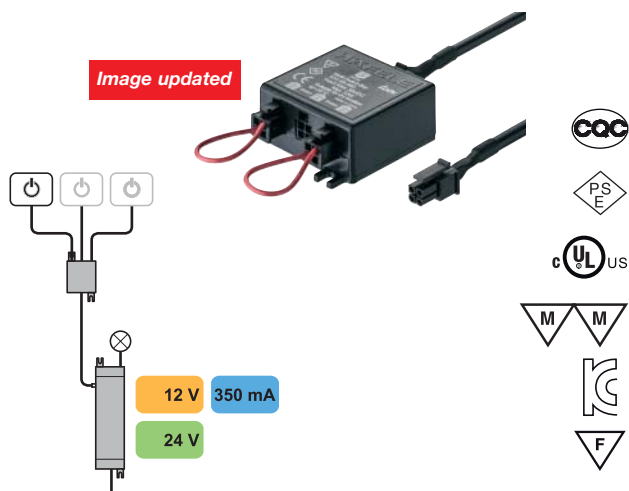
- Combine up to 3 drivers and switch them with one single switch
- For all applications needing more power or central switching
- All Loox switches can be used
- Wattage: max. 3x 30W
- 3x 1 m connecting leads included
- 40 x 38 x 17 mm
- Plastic



Finish	Cat. No.
Black	833.89.061

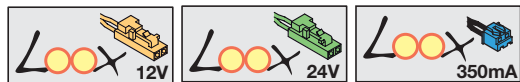
Order qty: 1 pc

Image updated



Loox Multi switch box

- Switch one single driver with up to 3 switches
- **Note:** Not suitable for use with dimmer switch
- Wattage: max. 30W
- 40 x 38 x 17 mm
- 1x 1 m connecting lead included
- Plastic



Finish	Cat. No.
Black	833.89.060

Order qty: 1 pc

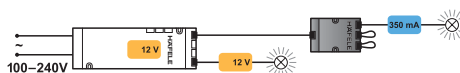
Image updated

Optional cables

- For use with multi driver box Cat. No. **833.89.061** and multi switch box Cat. No. **833.89.060**

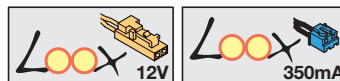
Length	Cat. No.
500 mm	833.89.068
2000 mm	833.89.069

Order qty: 1 pc



Loox Converter 350mA to 12V

- For connecting 350mA Loox lights to the 12V Loox system
- Can combine 350mA lights with 12V lights and operate them using a single 12V driver; max. 9W per converter
- Primary side: DC 12V
- Secondary side: DC 350mA (min. 1W, max. 9W)
- Number of output ports: 3 connections for 35mA lights
- Dim (L x W x H): 61 x 34 x 15 mm
- With 1.0 m lead with Loox 12V connector
- Plastic



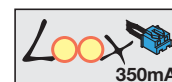
Available Sept 2013

Finish	Cat. No.
Black	833.80.912

Order qty: 1 pc

Additional bridge connector


- For use with 350 mA Loox driver, switch box or converter
- White plastic



	Cat. No.
Additional bridge connector	833.80.720

Order qty: Multiples of 5 pcs

This page is intentionally blank

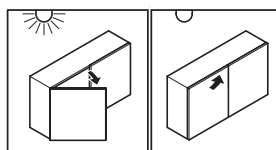


Push switch

- Wattage: 0.3-30W
- For recess mounting in Ø 13 x 30 mm hole or order surface mounting housing separately
- With 2.0 m lead with connector
- Plastic

Finish	Cat. No.
Black	833.89.044

Quantity price breaks: **1 / 2 / 5 / 8 / 10** pcs



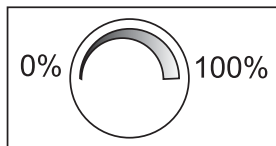
Door open = light on
Door closed = light off

Door contact switch

- Wattage: 0.3-30W
- For recess mounting in Ø 13 x 30 mm hole or order surface mounting housing separately
- With 2.0 m lead with connector
- Plastic

Finish	Cat. No.
Black	833.89.045

Quantity price breaks: **1 / 2 / 5 / 8 / 10** pcs



Quick touch = on/off switch
Longer touch = dimmer function

Dimmer

Text added

Note: The dimmer switch is not suitable for use with lights **LED 2001**, LED 2003, LED 2006 RGB, LED 2008, LED 2009, LED 2010, LED 2012, LED 2014, LED 2016, LED 2018, LED 3002, LED 3003

- Wattage: 0.3-30W
- For recess mounting in Ø 13 x 60 mm hole or order surface mounting housing separately
- With 2.0 m lead with connector
- Plastic

Finish	Cat. No.
Silver coloured	833.89.043

Quantity price breaks: **1 / 2 / 5 / 8 / 10** pcs

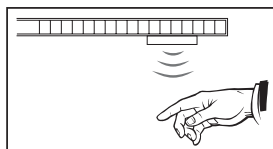


Extension cable

- Length: 2 m
- For use with Loox switches

Finish	Cat. No.
Black	833.89.067

Order qty: 1 pc



Touchless on/off switching

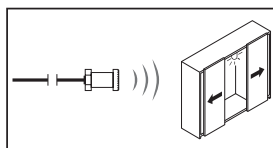


Sensor switch

- Wattage: 0.3-30W
- For recess mounting in Ø 13 x 60 mm hole or order surface mounting housing separately
- Sensor range: 3-80 mm
- With 2.0 m lead with connector
- Plastic

Finish	Cat. No.
Silver coloured	833.89.040

Quantity price breaks: **1 / 2 / 5 / 8 / 10** pcs




Door open = light on
Door closed = light off

Door sensor switch

- Wattage: 0.3-30W
- For recess mounting in Ø 13 x 60 mm hole or order surface mounting housing separately
- Sensor range: 3-80 mm
- With 2.0 m lead with connector
- Plastic

Finish	Cat. No.
Silver coloured	833.89.041

Quantity price breaks: **1 / 2 / 5 / 8 / 10** pcs



Automatic on/off switching

Motion detector

- Wattage: 0.3-30W
- For recess mounting in Ø 13 x 60 mm hole or order surface mounting housing separately
- Sensor range: 0-3000 mm
- With 2.0 m lead with connector
- Plastic

Finish	Cat. No.
Silver coloured	833.89.042

Quantity price breaks: **1 / 2 / 5 / 8 / 10** pcs



Photographs added

Housing for surface mounting

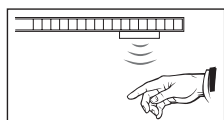
- Dimensions: 57 x 50 x 20 (LxWxH)
- Plastic



Fixings included

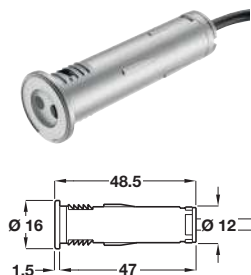
Finish	Cat. No.
Silver coloured	833.89.049
Black	833.89.048

Quantity price breaks: **1 / 2 / 5 / 10 / 50** pcs



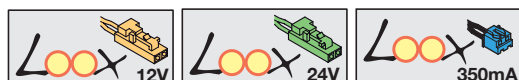
Touchless on/off switching

Available Sept 2013



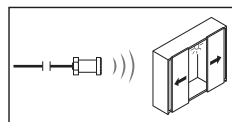
Sensor switch, touch-free

- Wattage: 0-75W
- For recess mounting in Ø 12 x 47 mm hole or order surface mounting housing separately
- Sensor range: 0-80 mm
- With 2.0 m lead with connector; fits any Loox driver
- Plastic



Finish	Cat. No.
Silver coloured	833.89.070

Order qty: 1 pc



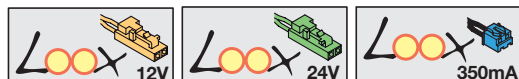
Door open = light on
Door closed = light off

Available Sept 2013




Door sensor switch

- Wattage: 0-75W
- For recess mounting in Ø 12 x 47 mm hole or order surface mounting housing separately
- Sensor range: 0-80 mm
- With 2.0 m lead with connector; fits any Loox driver
- Plastic




Finish	Cat. No.
Silver coloured	833.89.071

Order qty: 1 pc



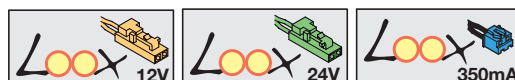
Automatic on/off switching

Available Sept 2013



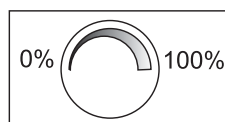
Motion detector

- Wattage: 0-75W
- For recess mounting in Ø 12 x 47 mm hole or order surface mounting housing separately
- Sensor range: 0-3000 mm
- Delay time: Approx. 30 seconds
- With 2.0 m lead with connector; fits any Loox driver
- Plastic



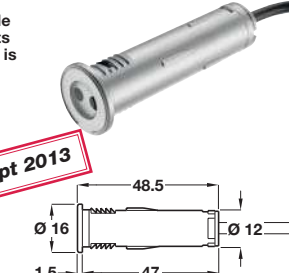
Finish	Cat. No.
Silver coloured	833.89.072

Order qty: 1 pc



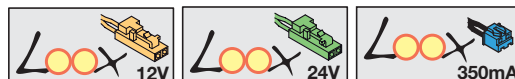
Quick 'touch' = on/off switch
Longer 'touch' = dimmer function

Available Sept 2013



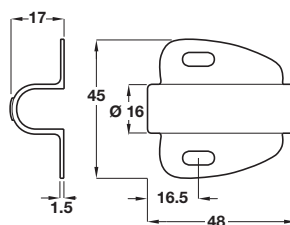
Dimmer, touch-free

- Wattage: 0.3-75W
- For recess mounting in Ø 12 x 47 mm hole or order surface mounting housing separately
- Sensor range: 0-80 mm
- With 2.0 m lead with connector; fits any Loox driver
- Plastic
- **Note:** Cannot be used in combination with multi switch box 833.89.060



Finish	Cat. No.
Silver coloured	833.89.073

Order qty: 1 pc



Available Sept 2013


Loox Switches housing for surface mounting

- Only for use with Ø 12 mm Loox switches shown on this page (due to shorter length of housing to suit length of these switches)
- Suitable for 32 mm series-drilled holes
- Plastic

Finish	Silver coloured
Cat. No.	833.89.090

Order qty: 1 pc

This page is intentionally blank



Loox LED Battery Operated Drawer Light

LED 9001 Battery-operated light

The LED 9001 battery-operated light is perfect for illuminating drawers, storage spaces and behind front panels. The batteries make the light independent of the mains supply and freely positionable. The integrated sensor allows the light to be activated without contact in any application. Side light effects can also be created with this light.



Catalogue shows LED 2009
Correct is LED 9001

LED 9001 Battery operated light with sensor, 0.2W

- For surface mounting
- Screw fixing, fixings included
- With selectable switch function:
 - 1. Door sensor switch:** Door open = light on. Door closed = light off
 - 2. Sensor switch:** Active on/off switching
- Lamp contains 4 diodes
- Light colour: Daylight white 6,400 K
- Light output: 15 Lm
- Efficacy: 57 Lm per Watt
- Colour rendering index (CRI): 80
- Plastic
- **4x AAA batteries required;** service life approx. 80 hours per set of batteries



IP20

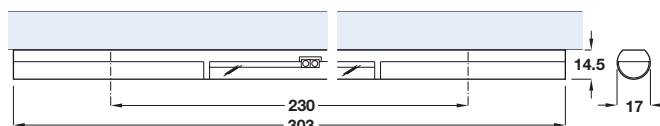
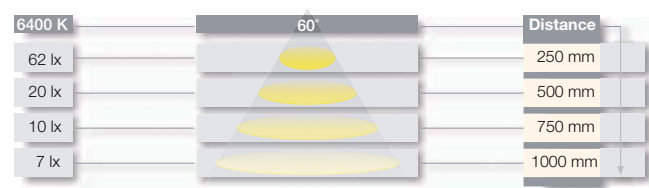


Finish	Cat. No.
Silver coloured	833.87.000

Quantity price breaks: 1 / 2 / 5 / 8 / 10 pcs

26.04.13/3*

Light colours reclassified for continuity as below:
Light colour K Value
Warm white Up to 3400 K
Cool white 3400-5700 K
Daylight white 57000 K or more



Order batteries separately -
4x AAA required

AAA battery

- Alkaline manganese, 1.5 Volt type E91



	Cat. No.
AAA battery	910.54.986

Quantity price breaks: 4 / 8 / 12 / 24 pcs

Catalogue shows 850 mAh
Correct is 800 mAh

AAA rechargeable battery

- Mignon 1.2 Volt 800 mAh




	Cat. No.
Rechargeable AAA battery	910.54.976

Quantity price breaks: 4 / 8 / 12 / 24 pcs



Loox LED 9003 Battery operated downlight, round

Magnetic mounting plate holds the light in position but makes it easy to remove the light for recharging via the USB cable included.




Loox Battery operated LED 9003 Downlight with sensor, Ø 100 mm, 0.6W, USB rechargeable

- For surface mounting
- Screw fixing, magnetic mounting plate, fixings included
- With PIR motion sensor switch: 120° range, max. 2m distance and 30 seconds delay time
- USB charging, 800 mm USB mini cable included
- Charging time 3-4 hours
- Service life: approx. 10 hours
- Plastic



IP20




Finish	Cat. No.
Silver coloured	833.87.012

Order qty: 1 pc

Output:	6500 K
Light colour:	Daylight white
Number of diodes:	3
Light output (Lm):	30
Wattage (W):	0.6
Efficacy (Lm/W):	50
Colour Rendering Index:	80

Loox LED 9004 Battery operated downlight

Light slides into mounting plate for easy insertion and removal when need to recharge. 800 mm USB cable included.




Loox Battery operated LED 9004 Downlight with sensor, 120 mm, 0.6W, USB rechargeable

- For surface mounting
- Screw fixing mounting plate, clips onto light, fixings included
- With PIR motion sensor switch: 120° range, max. 2m distance and 30 seconds delay time
- USB charging, 800 mm USB mini cable included
- Charging time 3-4 hours
- Service life: approx. 10 hours
- Plastic



IP20



Finish	Cat. No.
Silver coloured	833.87.013

Order qty: 1 pc

Output:	6500 K
Light colour:	Daylight white
Number of diodes:	8
Light output (Lm):	55
Wattage (W):	0.8
Efficacy (Lm/W):	69
Colour Rendering Index:	80

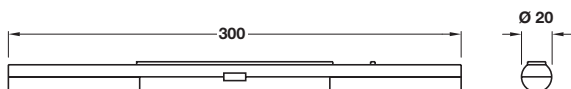
Light colours reclassified for continuity as below:

Light colour K Value
Warm white Up to 3400 K
Cool white 3400-5700 K
Daylight white 57000 K or more



Loox Battery operated LED 9005 drawer light, rechargeable

The USB rechargeable battery inside this light makes it independent of the mains supply and freely positionable. USB cable included.




Loox Battery operated LED 9005 Drawer light with sensor, 0.5W, USB charging

- For surface mounting, light push fits into mounting plate
- Screw fixing, fixings included
- With selectable switch function:
 - 1. Door sensor switch:** Door open = light on.
Door closed = light off
 - 2. Sensor switch:** Active on/off switching
- Energy saving mode after 30 seconds: LED flashes 2 to 3 times and then turns off automatically
- USB charging, 800 mm USB mini cable included
- Service life: approx. 10 hours
- Plastic



IP20



Finish	Cat. No.
Silver coloured	833.87.011

Order qty: 1 pc

Output:	6500 K
Light colour:	Daylight white
Number of diodes:	6
Light output (Lm):	31
Wattage (W):	0.5
Efficacy (Lm/W):	62
Colour Rendering Index:	80

Light colours reclassified for continuity as below:
 Light colour K Value
 Warm white Up to 3400 K
 Cool white 3400-5700 K
 Daylight white 57000 K or more

LED Lighting Systems - The lighting systems on the following pages have different connectors and can not be interchanged with other lighting systems. Use the icons shown below and on the pages to determine which driver can be used with which light.

High Definition LED lighting

Profile housing with 24V LED strip light for illuminated glass shelves49

24V LED square downlight49

24V LED over cabinet light50

Sensor switch for HD LED lights50

24V downlights, for bathrooms51

240V LED bar light51



LED 12V Lighting

12V LED triangular light52

12V LED rectangular light52

12V LED downlights53

12V LED cornice light53



LED 12V Lighting

Quadra 12V LED lights54-55



LED 12V Lighting

12V LED bar light56

12V LED Eye and cornice lights57



High Efficiency LED 12V Lighting

HE LED 12V spotlights58

HE LED 12V Perth strip light59

HE LED 12V Derby strip light59



LED 240V Lighting

240V LED strip light60



LED 240V Lighting

GX53 240V LED downlights61-62

GX53 240V LED triangular spotlights ..63



LED 240V Lighting

240V LED downlights64-65

Remote sender/receiver65

240V LED spotlights65

240V triangular lights66



LED 350mA Plinth Lighting

350mA plinth lights68-69



LED 12V Plinth Lighting

12V LED plinth lights70



LED 12V Reading Lights

12V LED flexible reading light set71



LED illuminated mirror with demister

240V illuminated mirror, IP44 rated71

LED 350mA Display Lighting

350mA LED spotlights72

350mA LED post spotlights72-73

350mA LED stack lights73



LED 350mA Ceiling Lighting

High power 350mA LED ceiling lights ..74



LED 700mA Ceiling Lighting

High Definition 700mA LED ceiling lights 75




LED 12V Ground Lighting

12V LED lights for indoors and outdoors 76



The Häfele Loox LED Lighting System
is shown on pages 10-47



Illuminated glass shelves

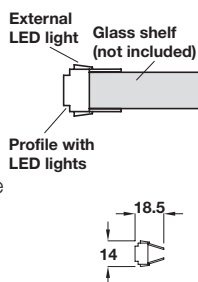
Grey profile with white LED strip pre-fitted.

Glass shelves and shelf supports are not included and must be ordered separately.



Profile housing with LED strip light

- Profile with pre-fitted LED lights - 3 diodes on top and bottom of profile and 12 inside profile, for illuminating glass shelves
- Profile has ribbed edges to hold glass shelf in place but glass shelf and shelf supports must be ordered separately - shown in the Complete Häfele Catalogue, **Section 1** page **64**
- 250, 550 and 850 mm length
- Colour temperature: Cool white 5,000 K
- Voltage: 24V. Wattage: see table below
- Order driver Cat. No. 830.69.793 separately, shown below**
- Grey plastic



Profile with white LED lighting (order driver separately)			
Length	Diodes	Wattage	Cat.No.
250 mm	6	0.8W	833.40.531
550 mm	12	1.25W	833.40.532
850 mm	18	2.0W	833.40.533

Quantity price breaks: **1 / 2 / 5 / 8 / 10** pcs

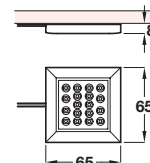
HD LED driver, 240V

- For indoor use only
- For use with HD LED 24V lights shown on pages **49-50**
- Driver height x width x depth: 30 x 151 x 40.5 mm
- 240V white plastic driver with 1.5 m bare ended mains lead and 100 mm lead with white plastic distributor
- Mains plug not included - must be fitted by a qualified electrician



Driver 240V/24V	Cat. No.
15W with 6-way distributor	830.69.793
30W with 12-way distributor	830.69.795

Quantity price breaks: **2 / 5 / 10 / 20 / 50** pcs



HD LED square downlight, 24V/1.2W

- Available individually or as packed sets
- For surface mounting
- Screw fixing, fixings and self adhesive pad included
- LED grid contains 18 diodes
- Colour temperature: Cool white 5,000 K
- Light output: 42 Lm per Watt
- Voltage: 24V. Wattage 1.2W
- With 3.5 cm cable and a 1.5 m interconnecting cable
- *With 2.5 m lead with connector** **Text added**
- Sensor switch available separately, shown on page **50**
- Stainless steel housing
- Order driver Cat. No. 830.69.793/5 separately for single lights**

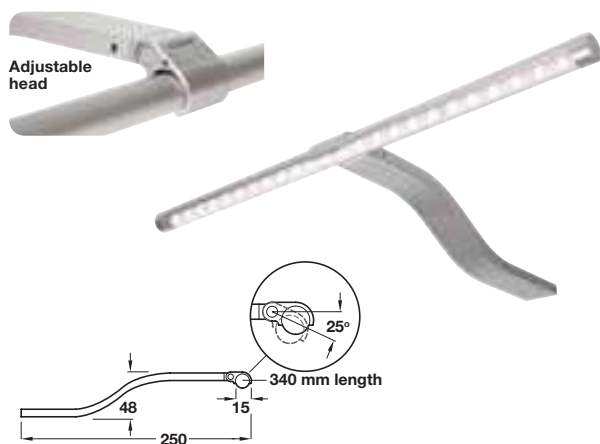


Single light only (order driver Cat. No. 830.69.793/795 separately)	
LED colour	Cool white
Cat. No.	830.89.070

Quantity price breaks: **1 / 2 / 5 / 8 / 10** pcs

Packed set version	
LED colour	Cool white
Two lights with driver	*830.89.072
Three lights with driver	*830.89.073

Quantity price breaks: **1 / 2 / 5 / 8 / 10** sets



HD LED over cabinet light, 24V/1.65W

- Adjustable head
- Available individually or as packed sets
- For surface mounting
- Screw fixing, fixings included
- LED strip contains 24 diodes
- Colour temperature: Cool white 6,400 K
- Light output: 36 Lm per Watt
- Voltage: 24V Wattage: 1.65W
- With 2.5 m lead with connector
- Sensor switch available separately, shown right
- Aluminium alloy
- **Order driver separately for single lights, shown right**



Single light only (order driver Cat. No. 830.69.793/795 separately)	
LED colour	Cool white
Cat. No.	833.22.420

Quantity price breaks: **1 / 2 / 5 / 8 / 10** pcs

Packed set version	
LED colour	Cool white
Two lights with driver	833.22.422
Three lights with driver	833.22.423

Quantity price breaks: **1 / 2 / 5 / 8 / 10** sets


HD LED cabinet sensor switch

Can be mounted inside a cabinet to act as an on/off switch - simply open the door to activate the cabinet light and close the door to turn the light off.



Can also be mounted very discretely on the underside or side of a cabinet or recessed into a pelmet- sensor switch is activated when a hand passes before it.

To change operation simply push the switch (using a small thin object such as a pin) located on the flat underside of the unit - unit must be connected to the power supply to change.



HD LED cabinet sensor switch

- For indoor use only, for use with HD LED 24V lights shown on pages **49-50**
- For surface, adhesive strip included, or for recess mounting in Ø 12 mm hole
- Can be used as a cabinet switch, activated by opening and closing of cabinet door or as a motion sensor switch
- 100 mm detection range
- Input: 12VDC, Max: 15W load
- Input: 24VDC, Max: 30W load
- White plastic switch with 4-way distributor and 1.0 m lead with mini plug connector



	Cat. No.
Sensor switch	830.69.781

Quantity price breaks: **2 / 5 / 10 / 20 / 50** pcs

HD LED driver, 240V

- For indoor use only
- For use with HD LED 24V lights shown on pages **49-50**
- Driver height x width x depth: 30 x 151 x 40.5 mm
- 240V white plastic driver with 1.5 m bare ended mains lead and 100 mm lead with white plastic distributor
- Mains plug not included - must be fitted by a qualified electrician



Driver 240V/24V	Cat. No.
15W with 6-way distributor	830.69.793
30W with 12-way distributor	830.69.795

Quantity price breaks: **2 / 5 / 10 / 20 / 50** pcs

HD LED extension lead

- 2.5 m lead with connectors
- For use with HD LED 24V lights shown on pages **49-50**
- White plastic



Length	2.5 m
Cat. No.	830.69.770

Quantity price breaks: **2 / 5 / 10 / 20 / 50** pcs



HD LED 2 light set, 24V/2x1.65W

- Set includes 2 lights and 1 driver
- Lights suitable for recess or surface mounting, screw fixing
- LED grid contains 24 diodes
- For recess mounting install in **Ø 61 mm** hole
- Colour temperature: Cool white **5,000 K**
- Light output: 39 Lm per Watt
- Voltage: 24V. Wattage: 2x 1.65W

**Catalogue shows
Ø 60 mm
Correct dimension
is Ø 61 mm**

**Catalogue shows 6,400 K
Correct colour temp. is
5,000 K**

- **1.5 m interconnecting light cable and LED driver included**

- Rated IP44
- **Must be fitted by a qualified electrician**

**Length and description
of connecting lead
amended**



Packed set	Polished chrome
Two lights with driver	830.89.282


Quantity price breaks: **1 / 2 / 5** sets

Halogen bathroom lights
are shown on page 101



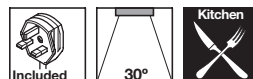
HD LED bar light

With integrated infrared sensor and driver. To activate the lights move your hand in front of sensor and to deactivate the lights just move your hand in front of the sensor again.



HD LED bar light, 240V/3x1.8W

- Slim design bar light with 3 built-in LED lamps
- Integrated driver and **built-in sensor**
- For surface mounting, screw fixing
- 3 lamps, each contain 24 diodes
- Colour temperature: Cool white 6,400 K
- Light output: 39 Lm per Watt
- Voltage: 240V. Wattage: 5.4W (3x 1.8W)
- With 1.5 m mains lead with 13A fitted plug
- Aluminium alloy



LED colour	Cool white
Bar light	830.74.903

Quantity price breaks: **1 / 2 / 5 / 8 / 10** pcs



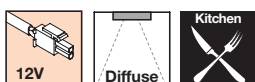
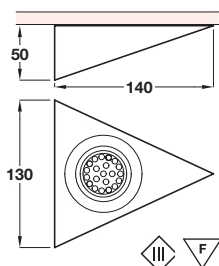
LED triangular down lights

Down lights mounted under cabinets ensure that light shines directly down onto the worktop without creating shadows.

Photo above shows blue LEDs - information available on request.

LED Triangular light, 12V/1.4W

- Available individually or as packed set
- Surface mounting
- Screw fixing, fixings not included
- LED grid contains 21 diodes
- Light output: 30 Lm per Watt
- Voltage: 12V. Wattage: 1.4W
- With 1.5 m lead with connector
- Satin stainless steel finish
- **Order driver separately for single lights, shown on page 53**



Single light only (order driver Cat. No. 830.69.792 separately)		
LED colour	Cool white	Warm white
Cat. No.	830.33.711	+ 830.33.715

Quantity price breaks: **2 / 5 / 10 / 20 / 50** pc

Packed set		
LED colour	Cool white	-
Two lights with driver	830.33.710	-

Quantity price breaks: **1 / 2 / 5** sets



LED rectangle down lights

Available individually or as a packed set which includes two cool white LED lights and driver.

Discontinued ●

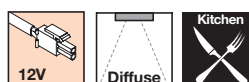
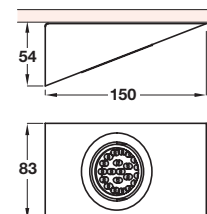
Discontinued when stock = 0 +

LED rectangle light, 12V/1.4W

- Available individually or as packed set
- Surface mounting
- Screw fixing, fixings not included
- LED grid contains 21 diodes
- Light output: 30 Lm per Watt
- Voltage: 12V. Wattage: 1.4W
- With 1.5 m lead with connector
- Satin stainless steel finish
- **Order driver separately for single lights, shown on page 53**



Photo shows blue LED



Single light only (order driver Cat. No. 830.69.792 separately)	
LED colour	Cool white
Cat. No.	830.33.721

Quantity price breaks: **2 / 5 / 10 / 20 / 50** pc

Packed set	
LED colour	Cool white
Two lights with driver	830.33.720

Quantity price breaks: **1 / 2 / 5** sets



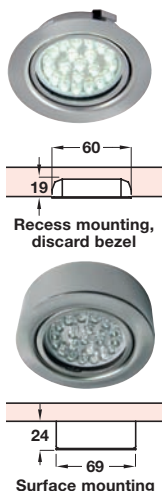
LED downlights

Bezel included for choice of recess or surface mounting.
Available with cool white or warm white LEDs.

LED downlight, 12V/1.4W

- Available individually or as packed set
- For recess or surface mounting
- For surface mounting screw fix
- For recess mounting press-fit in Ø 60 mm hole
- For surface mounting Ø 69 mm bezel (included) must be used
- LED grid contains 21 diodes
- Light output: 30 Lm per Watt
- Voltage: 12V. Wattage: 1.4W
- With 1.5 m lead with connector
- Satin stainless steel finish
- **Order driver separately for single lights, shown right**

Logo amended to show correct connection fitting



Single light only (order driver Cat. No. <u>830.69.790</u> separately)		
LED colour	Cool white	Warm white
Cat. No.	830.20.721	+ 830.89.090

Quantity price breaks: **2 / 5 / 10 / 20 / 50** pcs

Packet set		
LED colour	Cool white	-
Two lights with driver	830.20.720	-

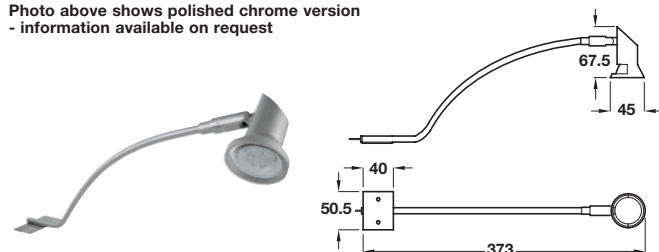
Quantity price breaks: **1 / 2 / 5** pcs

Catalogue shows 830.69.790
Correct number is 830.69.792

03.05.13/3*



Photo above shows polished chrome version
- information available on request



LED cornice light, 12V/1.4W

- Surface mounting, for over cabinet lighting
- Screw fixing, fixings not included
- LED grid contains 9 diodes
- Light output: 27 Lm per Watt
- Voltage: 12V. Wattage: 1.4W
- With 1.5 m lead with connector
- Satin stainless steel finish

- **Order driver separately for single lights, shown on page 78**



Single light only (order driver Cat. No. 830.69.792 separately)	
LED colour	Cool white
Satin stainless steel	+ 830.04.090

Quantity price breaks: **2 / 5 / 10 / 20 / 50** pcs

Catalogue shows 830.69.792
Correct driver is 830.69.790



LED driver, 240V

- For indoor use only
- Driver height x width x depth: 20 x 120 x 45 mm
- 240V white plastic driver with 1.5 m bare ended mains lead and white plastic distributor
- **Mains plug not included - must be fitted by a qualified electrician**



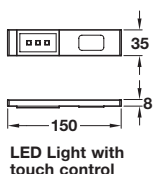
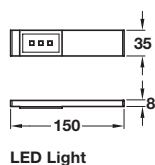
Driver 240V/12V	Cat. No.
15W with 6-way distributor	830.69.790

Quantity price breaks: **1 / 2 / 5 / 8 / 10** pcs



LED Quadra under cabinet light, 12V/1.5W

- Available as single lights or as packed sets
- Packed set includes 1 standard light, 1 light with touch control switch and 1 driver
- Surface mounting, for under cabinet lighting
- Screw fixing, fixings included
- Colour temperature: Cool white 5,000 K
- Voltage: 12V. Wattage: 1.5W
- With 1.5 m lead with connectors
- Aluminium finish with clear light cover
- **Order driver Cat. No. 830.69.790 separately, shown right, for use with single lights**



Single light only (order driver Cat. No. 830.69.790 separately)	
LED colour	Cool white
Quadra light	833.01.090
Quadra light with LED touch control switch	833.01.095

Quantity price breaks: **1 / 2 / 5 / 8 / 10** pcs

Packed set	Cat. No.
LED colour	Cool white
2 lights with 15W driver and leads	833.01.096

Quantity price breaks: **1 / 2 / 5 / 8 / 10** sets

LED Quadra strip lights

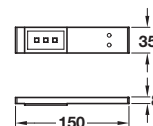
Quadra strip lights have cool white LEDs and are available in versions for under or over cabinet mounting.



Catalogue shows
"under"
Correct wording is
"over"

LED Quadra over cabinet light, 12V/1.5W

- Surface mounting, for **over** cabinet lighting
- Screw fixing, fixings included
- Colour temperature: Cool white 5,000 K
- Voltage: 12V. Wattage: 1.5W
- With 1.5 m lead with connectors
- Aluminium finish with frosted light cover
- **Order driver Cat. No. 830.69.790 separately, shown below**



Single light only (order driver Cat. No. 830.69.790 separately)	
LED colour	Cool white
Quadra light	833.02.080

Quantity price breaks: **1 / 2 / 5 / 8 / 10** pcs

LED driver, 240V

- For indoor use only
- For use with Quadra LED lights
- Driver height x width x depth: 20 x 120 x 45 mm
- 240V white plastic driver with 1.5 m bare ended mains lead and white plastic distributor
- **Mains plug not included - must be fitted by a qualified electrician**



Driver 240V/12V	Cat. No.
15W with 6-way distributor	830.69.790

Quantity price breaks: **1 / 2 / 5 / 8 / 10** pcs





LED Quadra under cabinet strip light, 12V

- Surface mounting, for under cabinet lighting
- Screw fixing, fixings included
- Colour temperature: Cool white 5,000 K
- Voltage: 12V
- With 1.5 m lead with connectors
- Aluminium finish with clear light covers

Text added to show extra length required to attach connectors

• **Note: Please allow an additional 15 mm on the length for the connector**

• Order driver Cat. No. 830.69.790 separately, shown on page 54

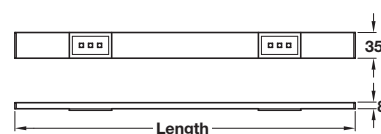



Quadra strip light			
Length	Wattage	No. of LED grids	Cat. No.
450 mm	1.5W	2	833.01.121
500 mm	1.5W	2	833.01.122
600 mm	2.2W	3	833.01.123
800 mm	3.0W	4	833.01.124
900 mm	3.0W	4	833.01.125
1000 mm	3.5W	5	833.01.126
1200 mm	4.5W	6	833.01.127


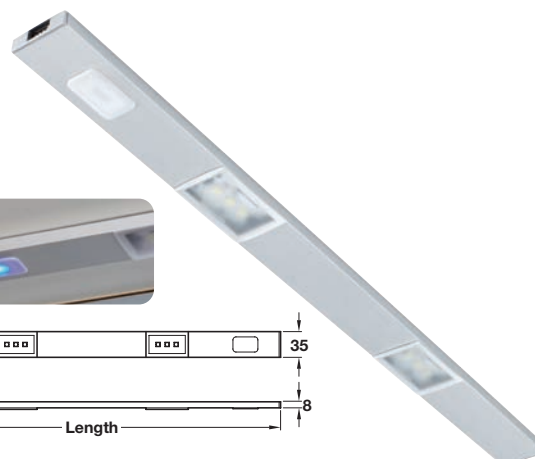
Quantity price breaks: **1 / 2 / 5 / 8 / 10** pcs

Quadra strip light with LED touch control switch			
Length	Wattage	No. of LED grids	Cat. No.
500 mm	1.5W	2	833.01.132
600 mm	2.2W	3	833.01.133
800 mm	3.0W	4	833.01.134
900 mm	3.0W	4	833.01.135
1000 mm	3.5W	5	833.01.136
1200 mm	4.5W	6	833.01.137

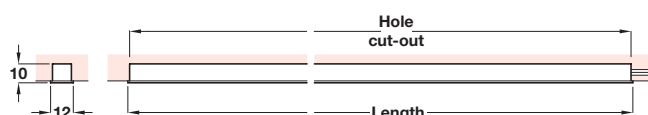
Quantity price breaks: **1 / 2 / 5 / 8 / 10** pcs



LED Light



LED Light with touch control



LED bar light, 12V/4.2W

- Recess mounting, for under cabinet lighting
- Screw fixing, fixings included
- LED grid contains 1 diode
- Colour temperature: Cool white 5,000 K
- Light output: 67 Lm per Watt
- Voltage: 12V. Wattage: 4.2W per grid
- With 1.8 m lead with connector
- Polished nickel plated aluminium
- **Order driver Cat. No. 830.10.085 separately, shown right**



Bar light				
Length	Hole cut-out	Wattage	No. of LED grids	Cat. No.
186 mm	179 x 10 mm	4.2W	1 LED grid	830.15.785
250 mm	238 x 10 mm	4.2W	1 LED grid	830.15.786
550 mm	538 x 10 mm	8.4W	2 LED grids	830.15.982
850 mm	838 x 10 mm	12.65W	3 LED grids	830.15.983

Quantity price breaks: **1 / 2 / 5 / 8 / 10** pcs

180 mm length. 1 off-centre LED grid. Cat. No. 830.15.785

250 mm length. 1 central LED grid. Cat. No. 830.15.786

550 mm length. 2 LED grids. Cat. No. 830.15.982

850 mm length. 3 LED grids. Cat. No. 830.15.983



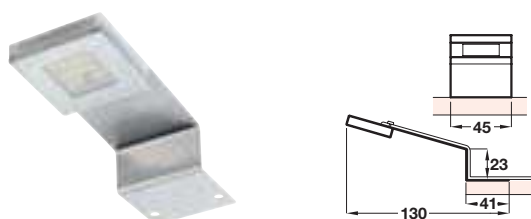
LED driver, 240V/30W

- For indoor use only
- For use with LED lights shown on pages 56-57
- Driver height x width x depth: 33 x 116 x 52 mm
- 240V black plastic driver with 1.4 m bare ended mains lead and black plastic distributor
- Mains plug not included - must be fitted by a qualified electrician
- Cumulative wattage of lights must not exceed output wattage of driver



Driver 240V/12V	Cat. No.
30W with 6-way distributor	830.10.085

Quantity price breaks: **1 / 2 / 5 / 8 / 10** pcs




LED flat cornice light, 12V/1.5W

- Surface mounting, for over cabinet lighting
- Screw fixing, fixings included
- LED grid contains 14 diodes
- Colour temperature: Cool white 5,000 K
- Light output: 181 Lm per Watt
- Voltage: 12V. Wattage: 1.5W
- With 300 mm lead with connector and 1.5 m extension lead with connectors
- Brushed stainless steel
- **Order driver Cat. No. 830.10.085 separately, shown on page 56**



Cornice flat light	
LED colour	Cool white
Cat. No.	830.10.065

Quantity price breaks: **1 / 2 / 5 / 8 / 10** pcs



LED 'Eye' light, 12V/4.2W

- Surface mounting, for under cabinet lighting
- Screw fixing, fixings included
- LED grid contains 1 diode
- Colour temperature: Cool white 5,000 K
- Light output: 67 Lm per Watt
- Voltage: 12V. Wattage: 4.2W
- With 300 mm lead with connector and 1.5 m extension lead with connectors
- Polished chrome plated steel
- **Order driver Cat. No. 830.10.085 separately, shown on page 56**




Cornice flat light	
LED colour	Cool white
Cat. No.	830.10.075

Quantity price breaks: **1 / 2 / 5 / 8 / 10** pcs



HE LED round spotlight, 12V/1.25W

- Available individually or as packed set
- For recess mounting, press fit in $\varnothing 58$ mm hole
- LED grid contains 18 diodes
- Colour temperature:
Cool white 5,100 K. Warm white 3,200 K
- Light output: Lm per Watt: See table below
- Voltage: 12V. Wattage: 1.25W
- With 2.0 m lead with connector
- Brushed stainless steel finish
- **Order driver separately for single lights, shown below**



Single light only (order driver Cat. No. 830.06.701 separately)		
LED colour	Cool white	Warm white
Light output (per Watt)	200 Lm/Watt	240 Lm/Watt
Cat. No.	830.64.784	830.64.785

Quantity price breaks: **1 / 2 / 5 / 8 / 10** pcs


Packed set: 4 light set with driver		
LED colour	Cool white	Warm white
Light output (per Watt)	200 Lm/Watt	240 Lm/Watt
Four light set	830.64.786	830.64.787

Quantity price breaks: **1 / 2 / 5 / 8 / 10** sets



HE LED square spotlight, 12V/1.25W

- Available individually or as packed set
- For recess mounting, press fit in $\varnothing 68$ mm hole
- LED grid contains 16 diodes
- Colour temperature:
Cool white 5,100 K. Warm white 3,200 K
- Light output: Lm per Watt: See table below
- Voltage: 12V. Wattage: 1.25W
- With 2.0 m lead with connector
- Brushed stainless steel finish
- **Order driver separately for single lights, shown below left**



Single light only (order driver Cat. No. 830.06.701 separately)		
LED colour	Cool white	Warm white
Light output (per Watt)	200 Lm/Watt	240 Lm/Watt
Cat. No.	830.64.794	830.64.795


Quantity price breaks: **1 / 2 / 5 / 8 / 10** pcs

Packed set: 4 light set with driver		
LED colour	Cool white	Warm white
Light output (per Watt)	200 Lm/Watt	240 Lm/Watt
Four light set	830.64.796	830.64.797

Quantity price breaks: **1 / 2 / 5 / 8 / 10** sets

240V/6W HE LED driver

- For indoor use only
- For use with HE LED lights shown on this page
- Driver height x width x depth: 20 x 58 x 35 mm
- 240V white plastic driver with 1.8 m bare ended mains lead and white plastic distributor
- Maximum 4 lights per driver
- **Mains plug not included - must be fitted by a qualified electrician**



Driver 240V/12V	Cat. No.
6W with 4-way distributor	830.06.701

Quantity price breaks: **1 / 2 / 5 / 8 / 10** pcs


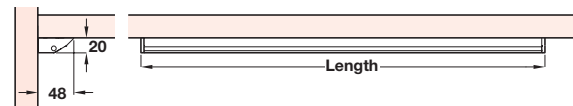
Switch for 12V HE LED lights

- Available with or without dimmer;
blue LED - without dimmer switch
green LED - with dimmer switch
- For use with HE LED lights shown pages **58-59**
- Switch length x width x height: 58 x 14 x 15 mm
- 12V grey plastic switch with 3.0 m lead with connector, 2.0 m secondary lead with connector and 6-way distributor with 2.0 m lead with connector
- **Mains plug not included - must be fitted by a qualified electrician**



	Without dimmer	With dimmer
Switch with 6-way distributor	830.64.890	830.64.891

Quantity price breaks: **1 / 2 / 5 / 8 / 10** pcs



LED Perth strip light with infrared sensor switch, 12V

- For surface mounting
- Can be fitted vertically or horizontally in cabinets
- With infrared sensor switch - automatically switches on when movement is detected
- Screw fixing, fixings included
- LED light with diodes - see table below
- Colour temperature: 5,100 K
- Voltage: 12V. Wattage: See table below
- With 4.0 m lead with connector
- Anodised aluminium housing
- **Order driver Cat. No. 830.51.700 separately, shown below**



Length	Wattage	Diodes	Cat. No.
400 mm	1.8W	9	833.61.060
550 mm	3.6W	18	833.61.061
850 mm	5.4W	27	833.61.062
950 mm	6W	30	833.61.063
1150 mm	7.2W	36	833.61.064

Quantity price breaks: **1 / 2 / 5 / 8 / 10** pcs

LED Derby strip light, 12V

- For surface mounting
- Can be fitted vertically or horizontally in cabinets
- Two versions available; without switch or with touch dimmer switch
- Screw fixing, fixings included
- LED light with diodes - see table below
- Colour temperature: 5,100 K
- Voltage: 12V. Wattage: See table below
- With 3.0 m lead with connector
- Anodised aluminium housing
- **Order driver Cat. No. 830.51.700 or 830.51.720 separately, shown below**



Length	Wattage	Diodes	Cat. No.
LED Derby strip light without switch			
450 mm	2.45W	36	833.61.030
600 mm	3.3W	48	833.61.031
900 mm	5.0W	72	833.61.032
1200 mm	7.4W	108	833.61.033
LED Derby strip light with touch dimmer switch			
450 mm	1.6W	36	833.61.035
600 mm	3.3W	48	833.61.036
900 mm	5.0W	72	833.61.037
1200 mm	6.6W	108	833.61.038

Quantity price breaks: **1 / 2 / 5 / 8 / 10** pcs

HE LED driver, 240V/15W

- For indoor use only
- For use with LED lights shown above
- Driver height x width x depth: 20 x 121 x 45 mm
- 240V white plastic driver with 2.0 m bare ended mains lead and 470 mm lead with white plastic distributor
- **Mains plug not included - must be fitted by a qualified electrician**

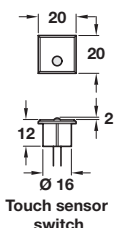


Driver 240V/12V	Cat. No.
15W with 12-way distributor	830.51.700

Quantity price breaks: **1 / 2 / 5 / 8 / 10** pcs

HE LED driver, 240V, with touch switch

- For indoor use only
- With touch sensor switch
- For use with LED lights shown on pages 58-59
- Driver height x width x depth: 17 x 95 x 54 mm
- 240V white plastic driver with 1.8 m mains lead wired to sensor box; touch sensor switch and 1.8 m bare ended mains lead
- **Mains plug not included - must be fitted by a qualified electrician**



Driver 240V/12V	Cat. No.
15W with 12-way distributor and switch	830.51.720

Quantity price breaks: **1 / 2 / 5 / 8 / 10** pcs




LED 240V strip light

LED strip lights for under cabinet lighting. The LED strip light can be interlinked to create a continuous line of strip lights.

Fixing clips are included for fitting in 90° edge between cabinet and wall or for under cabinet fitting.

Supplied with mains lead and 13A fitted plug.



LED strip light, 240V

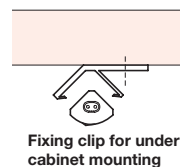
- Strip light with integral switch
- For surface mounting
- Screw fixing, fixing screws and 2 sets of fixing clips included
- Lamp contains either: 46/65/121 LED diodes depending on which fitting is ordered - see table below
- Colour temperature: Cool white 6,400 K
- Light output: 80 Lm per Watt
- Voltage: 240V. Wattage: See table below
- White plastic
- Plug-in 1.0 m mains lead with 13A fitted plug
- Interconnecting lead and connectors to connect more than one strip light available separately, shown right



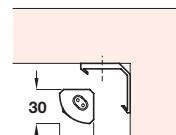
Watts	Length	Diodes	Cat. No.
2.7W	250 mm	46	830.74.911
3.6W	330 mm	65	830.74.912
6.8W	550 mm	121	830.74.913

Quantity price breaks: **1 / 2 / 5 / 8 / 10** pcs

Fixing clips are included with LED strip light for fitting in 90° edge between cabinet and wall or for under cabinet fitting.



Fixing clip for under cabinet mounting



Fixing clip for corner mounting

Screw on male and female connector

- 1 pair = 1 male and 1 female connector
- White plastic



	Cat. No.
Male and female connectors	830.74.990

Quantity price breaks: **1 / 2 / 5 / 8 / 10** pairs

Interconnecting lead

- White plastic



Length	300 mm	500 mm	2000 mm	3000 mm
Cat. No.	827.24.701	830.74.991	827.24.703	827.24.705

Quantity price breaks: **1 / 2 / 5 / 8 / 10** pcs

GX53 LED downlights

GX53 LED grids with built-in driver all have 39 diodes, thereby giving a brighter light whilst still maintaining a low operating temperature as well as being economical to run.

The lamp life is approx. 60,000 hours which means lamps have to be replaced less often, lamp replacement is however simple and easy to do.

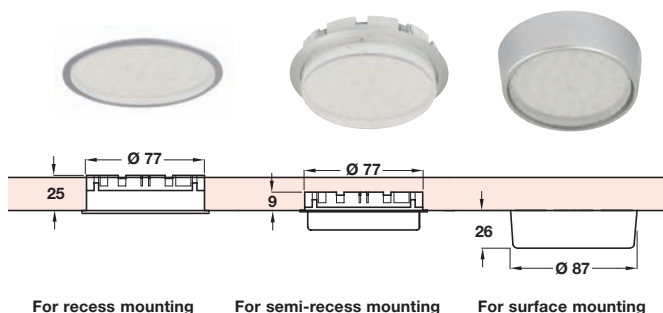
GX53 lights are available in both a thermoplastic satin chrome finish, shown on this page and a satin stainless steel finish, shown on pages **62-63**.



LED or fluorescent bulbs can be used in either type of light i.e. the lights shown on this page and pages **62-63** can also be used with fluorescent bulbs, which are shown on page **63**. See also pages **81-81** for GX53 fluorescent downlights.



New photo and illustration added due to specification change



GX53 LED downlight, 240V/2W

- For recess or surface mounting - order light to suit required application
- Recess and semi-recess mounting light:** Screw fixing, for installation in Ø 77 mm hole
- Surface mounting light:** Screw fixing
- Fixings are not included
- LED grid contains 39 LED diodes
- Colour temperature: 5,000 K
- Light output: 83 Lm per Watt
- Voltage: 240V. Wattage: 2W
- With 1.5 m lead with connector
- Thermoplastic, satin chrome finish
- Extension leads available, shown right
- Order distributor separately, shown right**



For all lights: Order distributor Cat. No. 826.29.760 separately	
Bulb colour	Warm white
Recessed light	833.37.400
Semi-recessed light	833.37.401
Surface light	833.37.402

Quantity price breaks: **1 / 2 / 5 / 8 / 10** pcs



GX53 distributor

- For use with GX53 240V lights shown on pages **61-63** and **80-81**
- 6-way white plastic distributor with 1.5 m lead with 13A mains plug fitted



Distributor	Cat. No.
6-way	826.29.760

Quantity price breaks: **1 / 2 / 5 / 8 / 10** pcs

GX53 extension lead

- For use with GX53 240V lights shown on pages **61-63** and **80-81**
- With moulded on connectors
- White plastic



Extension lead				
Length	470 mm	960 mm	1960 mm	2960 mm
Cat. No.	826.29.771	826.29.772	826.29.774	826.29.776

Quantity price breaks: **1 / 2 / 5 / 8 / 10** pcs

Replacement GX53 LED bulb

- 240V/2W

Catalogue shows... '830.37.409'
Correct No. is 833.37.409

GX53 bulb, 39 diodes			
LED colour	Warm white	Cool white	Blue
Cat. No.	833.37.409	830.33.739	830.33.839

Quantity price breaks: **1 / 2 / 5 / 8 / 10** pcs



New photo and illustration added due to specification change



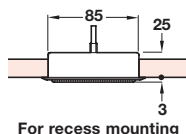
For recess mounting



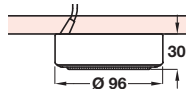
For surface mounting

GX53 LED downlight, 240V/2W

- For recess or surface mounting - order light to suit required application
- **Recess mounting light:**
Screw fixing, for installation in Ø 85 mm hole, 25 mm depth
- **Surface mounting light:**
Screw fixing
- Fixings are not included
- LED grid contains 39 LED diodes
- Colour temperature: 5,000 K
- Light output: 83 Lm per Watt
- Voltage: 240V. Wattage: 2W
- 1.5 m interconnecting lead with connector
- Satin stainless steel
- Extension leads available - order separately
- With built-in driver
- **Order distributor separately, shown right**



For recess mounting



For surface mounting



Recessed light (order distributor Cat. No. 826.29.760 separately)		
LED colour	Cool white	Blue
Cat. No.	830.89.730	830.89.830

Quantity price breaks: 1 / 2 / 5 / 8 / 10 pcs

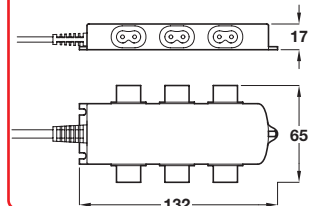
Surface light (order distributor Cat. No. 826.29.760 separately)		
LED colour	Cool white	Blue
Cat. No.	830.89.740	830.89.840

Quantity price breaks: 1 / 2 / 5 / 8 / 10 pcs



GX53 distributor

- For use with GX53 240V lights shown on pages 61-63 and 80-81
- 6-way white plastic distributor with 1.5 m lead with 13A mains plug fitted



Distributor	Cat. No.
6-way	826.29.760

Quantity price breaks: 1 / 2 / 5 / 8 / 10 pcs

GX53 extension lead

- For use with GX53 240V lights shown on pages 61-63 and 80-81
- With moulded on connectors
- White plastic



Extension lead				
Length	470 mm	960 mm	1960 mm	2960 mm
Cat. No.	826.29.771	826.29.772	826.29.774	826.29.776

Quantity price breaks: 1 / 2 / 5 / 8 / 10 pcs

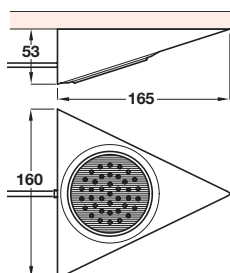
Replacement GX53 LED bulb

- 240V/2W



GX53 bulb, 39 diodes		
LED colour	Cool white	Blue
Cat. No.	830.33.739	830.33.839

Quantity price breaks: 1 / 2 / 5 / 8 / 10 pcs



GX53 LED spotlight, 240V/2W

- For surface mounting
- Screw fixing, fixings are not included
- LED grid contains 39 LED diodes
- Colour temperature: 5,000 K
- Light output: 83 Lm per Watt
- Voltage: 240V. Wattage: 2W
- 1.5 m interconnecting lead with connector
- Satin stainless steel
- Extension leads available - order separately
- With built-in driver
- **Order distributor Cat. No. 826.29.760 separately, shown on page 62**



Spotlight (order distributor Cat. No. 826.29.760 separately)		
LED colour	Cool white	Blue
Cat. No.	830.33.730	830.33.830

Quantity price breaks: **1 / 2 / 5 / 8 / 10** pcs



GX53 lights are also available in a thermoplastic satin chrome finish shown on page 60. The LED bulbs shown on page 62 can be used in the GX 53 lights shown on pages 80-81.

The lights shown on this page and pages 61-62 can also be used with fluorescent bulbs shown below.

Replacement fluorescent bulb

- 240V/7W

GX53 bulb		
Bulb colour	Warm white	Cool white
Cat. No.	826.72.090	826.72.095

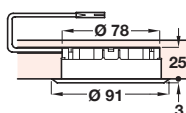
Quantity price breaks: **1 / 2 / 5 / 8 / 10** pcs





LED downlight, 240V/2.5W

- For recess mounting, press fit in Ø 78 mm hole, connector requires 8 mm hole
- Push fit, no screws required
- LED grid contains 65 diodes
- Colour temperature:
Cool white 6,400 K. Warm white 3,000 K
- Light output: See table below
- Voltage: 240V. Wattage: 2.5W
- With 2.0 m lead and connector
- Satin nickel plastic
- Can be used with remote control set shown on page 65
- **Order distributor Cat. No. 826.29.700 separately, shown on page 65**

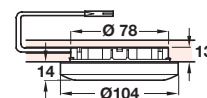


LED colour	Cool white	Warm white
Light output (per Watt)	104 Lm/Watt	94 Lm/Watt
Cat. No.	830.79.600	830.79.601

Quantity price breaks: 1 / 2 / 5 / 8 / 10 pcs

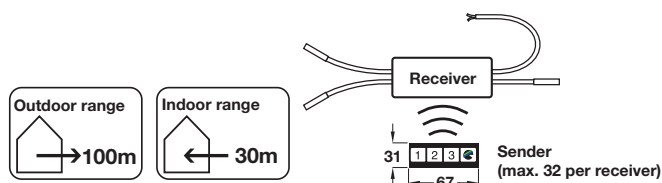
LED downlight, 240V/2.5W

- For recess mounting, press fit in Ø 78 mm hole, connector requires 8 mm hole
- Push fit, no screws required
- LED grid contains 65 diodes
- Colour temperature:
Cool white 6,400 K. Warm white 3,000 K
- Light output: See table below
- Voltage: 240V. Wattage: 2.5W
- With 2.0 m lead and connector
- Satin nickel plastic
- Can be used with remote control set shown on page 65
- **Order distributor Cat. No. 826.29.700 separately, shown on page 65**



LED colour	Cool white	Warm white
Light output (per Watt)	104 Lm/Watt	94 Lm/Watt
Cat. No.	830.79.610	830.79.611

Quantity price breaks: 1 / 2 / 5 / 8 / 10 pcs



Remote sender/receiver set

- For use with 240V lights shown on pages **64-66**
- Ideal for retrofitting
- Remote dims: 67 x 31 mm
- Set consists of black plastic remote control sender and white plastic 240V receiver with 3.0 m bare ended mains lead and 3 interconnecting leads, 400 mm with female connectors
- 3 radio channels for controlling up to three different light systems
- Remote control sender is battery powered (type CR 2032-3V) - batteries included



	Cat. No.
Remote sender/receiver	825.73.720

Quantity price breaks: **1 / 2 / 5 / 8 / 10** sets

LED 240V distributor

- For use with lights shown on pages **64-66**
- 6-way distributor with 3.0 m bare ended white mains lead, white plastic
- **Mains plug not included - must be fitted by a qualified electrician**




Distributor	Cat. No.
6-way	826.29.700

Quantity price breaks: **1 / 2 / 5 / 8 / 10** pcs

LED distributor with extension lead

- 6-way distributor with 2.0 m white plastic extension lead with connector for use with remote sender/receiver set



Distributor	Cat. No.
6-way	826.29.710

Quantity price breaks: **1 / 2 / 5 / 8 / 10** pcs

Replacement LED bulb, 2.5W

- For use with lights on pages **64-65**
- 240V/2.5W LED



Bulb		
LED colour	Cool white	Warm white
Cat. No.	830.79.690	826.16.993

Quantity price breaks: **1 / 2 / 5 / 8 / 10** pcs

LED downlight, 240V/2.5W

- For surface mounting
- Screw fixing, fixings included
- LED grid contains 65 diodes
- Colour temperature:
Cool white 6,400 K. Warm white 3,000 K
- Light output: See table below
- Voltage: 240V. Wattage: 2.5W
- With 2.0 m lead and connector
- Satin nickel plastic
- Can be used with remote control set shown right
- **Order distributor Cat. No. 826.29.700 separately, shown right**



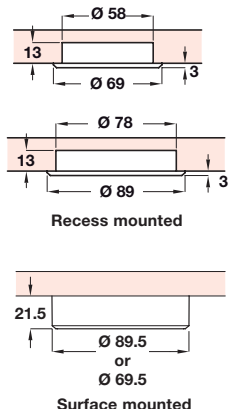
LED colour	Cool white	Warm white
Light output (per Watt)	104 Lm/Watt	94 Lm/Watt
Cat. No.	830.79.620	830.79.625

Quantity price breaks: **1 / 2 / 5 / 8 / 10** pcs



LED spotlight, 240V

- Ø 69 or 89 mm round down light
- For recess or surface mounting, press-fit fixing or screw fixing
- For recess mounting install in Ø 58 or Ø 78 mm hole and remove bezel
- LED grid contains 25, 35 or 63 diodes
- Colour temperature:
Cool white 6,400 K. Warm white 4,000 K
- Light output: See tables below
- Voltage: 240V. Wattage: 1.1, 1.8 or 3.2W
- With 2.0 m lead with connector
- Aluminium coloured plastic
- **Order distributor Cat. No. 826.29.700 separately**



Ø 69 mm light with 25 diodes, 1.1W		
LED colour/Colour temp.	Cool white	Warm white
Light output (per Watt)	80 Lm/Watt	72 Lm/Watt
Cat. No.	833.17.920	833.17.921

Ø 69 mm light with 35 diodes, 1.8W		
LED colour/Colour temp.	Cool white	Warm white
Light output (per Watt)	80 Lm/Watt	72 Lm/Watt
Cat. No.	833.17.900	833.17.901

Ø 89 mm light, with 63 diodes, 3.2W		
LED colour/Colour temp.	Cool white	Warm white
Light output (per Watt)	81 Lm/Watt	73 Lm/Watt
Cat. No.	833.17.902	833.17.903

Quantity price breaks: **1 / 2 / 5 / 8 / 10** pcs

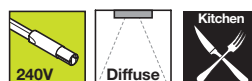



The 240V lights on this page can be remote controlled using the remote sender/receiver set, shown on page **65**.



LED triangular light, 240V/3.5W

- For surface mounting
- Screw fixing
- LED grid contains 78 diodes
- Colour temperature:
Cool white 6,400 K. Warm white 4,000 K
- Light output: See table below
- Voltage: 240V. Wattage: 3.5W
- With 2.0 m plug-in lead with connectors
- White plastic with transparent housing
- **Order distributor Cat. No. 826.29.700 separately**




LED colour/Colour temp.	Cool white	Warm white
Light output (per Watt)	91 Lm/Watt	83 Lm/Watt
Cat. No.	830.33.760	830.33.761

Quantity price breaks: **1 / 2 / 5 / 8 / 10** pcs

LED 240V distributor

- For use with lights shown on pages **64-66**
- 6-way distributor with 3.0 m bare ended white mains lead, white plastic
- **Mains plug not included - must be fitted by a qualified electrician**



Distributor	Cat. No.
6-way	826.29.700

Quantity price breaks: **1 / 2 / 5 / 8 / 10** pcs

LED distributor with extension lead

- 6-way distributor with 2.0 m white plastic extension lead with connector for use with remote sender/receiver set



Distributor	Cat. No.
6-way	826.29.710

Quantity price breaks: **1 / 2 / 5 / 8 / 10** pcs



LED Plinth Lighting

HD LED Square and Round Plinth Lights

HÄFELE

LED plinth lights

Lights can be integrated into plinths to create real atmosphere where kitchens double up as a dining area and mood lighting is key.

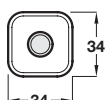
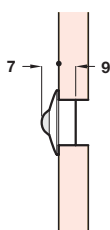
LED lights are cool to the touch, ideal for plinths, where lights would be accessible to small children to reach.

Driver also available separately, for use with single lights, if required, shown on page 69.



HD LED square plinth light, 350mA/1W

- Available as 4 light packed set, additional lights can be ordered separately - maximum 2 lights can be added to set/driver
- For installation in Ø 25 mm holes in plinth
- Press fit, no screws required
- Each lamp contains 1 diode
- Light output: 28 Lm per Watt
- Current: 350mA. Wattage: 1W per light
- Each set includes 4 lights, 4x 2.5 m connecting cables for connecting to distributor block. Mains plug not included - must be fitted by a qualified electrician
- Single lights include 2.5 m lead for connecting to driver
- Aluminium finish



Packed set	
LED colour	Cool white
Four lights, 4W, with driver	833.37.951

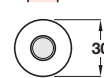
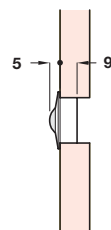
Quantity price breaks: **1 / 2 / 5 / 8 / 10** sets

Single light - additional lights to add to packed set - add max. 2	
LED colour	Cool white
Cat. No.	833.37.950

Quantity price breaks: **1 / 2 / 5 / 8 / 10** pcs

HD LED round plinth light, 350mA/1W

- Available as 4 light packed set, additional lights can be ordered separately - maximum 2 lights can be added to set/driver
- For installation in Ø 25 mm holes in plinth
- Press fit, no screws required
- Each lamp contains 1 diode
- Light output: 28 Lm per Watt
- Current: 350mA. Wattage: 1W per light
- Each set includes 4 lights, 4x 2.5 m connecting cables for connecting to distributor block. Mains plug not included - must be fitted by a qualified electrician
- Single lights include 2.5 m lead for connecting to driver
- Aluminium finish



Packed set	
LED colour	Cool white
Four lights, 4W, with driver	833.37.961

Quantity price breaks: **1 / 2 / 5 / 8 / 10** sets

Single light - additional lights to add to packed set - add max. 2	
LED colour	Cool white
Cat. No.	833.37.960

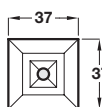
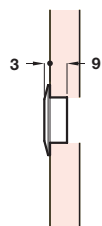
Quantity price breaks: **1 / 2 / 5 / 8 / 10** pcs

LC 2012, HUK. Dimensional data not binding. We reserve the right to alter specifications without notice.



LED square plinth light, 350mA/1W

- Available as 4 light packed set, additional lights can be ordered separately - maximum 2 lights can be added to set/driver
- For installation in Ø 25 mm holes in plinth
- Press fit, no screws required
- Each lamp contains 1 diode
- Light output: 28 Lm per Watt
- Current: 350mA. Wattage: 1W per light
- Each set includes 4 lights, 4x 2.5 m connecting cables for connecting to distributor block. Mains plug not included - must be fitted by a qualified electrician
- Single lights include 2.5 m lead for connecting to driver
- Plastic, satin chrome finish



Packed set	
LED colour	Cool white
Four lights, 4W, with driver	833.37.956

Quantity price breaks: **1 / 2 / 5 / 8 / 10** sets

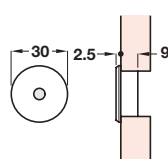

Single light - additional lights to add to packed set - add max. 2	
LED colour	Cool white
Cat. No.	833.37.955

Quantity price breaks: **1 / 2 / 5 / 8 / 10** pcs



LED round plinth light, 350mA/1W

- Available as 4 light packed set, additional lights can be ordered separately - maximum 2 lights can be added to set/driver
- For installation in Ø 25 mm holes in plinth
- Press fit, no screws required
- Each lamp contains 1 diode
- Light output: 28 Lm per Watt
- Current: 350mA. Wattage: 1W per light
- Each set includes 4 lights, 4x 2.5 m connecting cables for connecting to distributor block. Mains plug not included - must be fitted by a qualified electrician
- Single lights include 2.5 m lead for connecting to driver
- Plastic, satin chrome finish



Packed set	
LED colour	Cool white
Four lights, 4W, with driver	833.37.966

Quantity price breaks: **1 / 2 / 5 / 8 / 10** sets

Single light - additional lights to add to packed set - add max. 2	
Light type	Cool white
Cat. No.	833.37.965

Quantity price breaks: **1 / 2 / 5 / 8 / 10** pcs

Driver, 3.5V/350mA

- For indoor use only
- For use with plinth lights on pages **68-69**
- Driver height x width x depth: 20 x 120 x 40 mm
- 3.5V/350mA white plastic driver with 1.5 m bare ended mains lead and 6-way distributor
- Mains plug not included - **must be fitted by a qualified electrician**

Catalogue shows pages 69 - 70
Correct pages are 68 - 69



Driver 3.5V/350mA	Cat. No.
6W with 6 way distributor	830.69.095

Quantity price breaks: **1 / 2 / 5 / 8 / 10** pcs

LED Plinth Lighting

LED Square and Round Plinth Light Sets

LED plinth lights

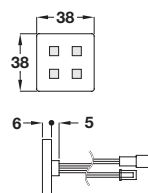
Square plinth lights shown below are available with either white or blue LEDs.

Round plinth lights are available as sets with either five or ten white LED lights packed with a driver, junction box and leads.



LED square plinth light set, 12V/0.5W

- Available as 4 light packed set, additional lights (white LED only) can be ordered separately - maximum 4 lights can be added to set/driver
- For installation in Ø 10 mm holes in plinth
- Self adhesive backing
- LED grid contains 4 diodes per fitting
- Light output: 7.5 Lm per Watt
- Voltage: 12V. Wattage: 0.5W per light
- Each set includes 4 lights, 4x 0.5 m connecting cables with male/female connectors for connecting lights in series, IP44 rated 240V/4W mains plug driver with male connector
- Single lights include 1.9 m interconnecting lead for connecting lights in series
- Satin chrome (thermo plastic)



Packed set		
LED colour	White	Blue
Four lights, 4W, with driver	830.64.720	-

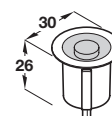
Quantity price breaks: **1 / 2 / 5 / 8 / 10** sets

Single light - additional lights to add to packed set; add max. 4		
LED colour	White	Blue
Cat. No.	830.20.710	830.20.810

Quantity price breaks: **1 / 2 / 5 / 8 / 10** pcs

LED round plinth light set, 12V/1W

- Available as 5 or 10 light packed sets
- For recess mounting in plinths
- Spring clip fixing, for installation in Ø 22 mm hole
- LED grid contains 3 diodes per fitting
- Light output: 15 Lm per Watt
- Voltage: 12V. Wattage: 1W per light
- Light rated IP 67
- Each set includes 5 or 10 lights, 5.0 m connecting leads, IP44 rated 240V mains plug driver with 2.0 m lead and junction box with 5.0 m lead
- Satin stainless steel finish



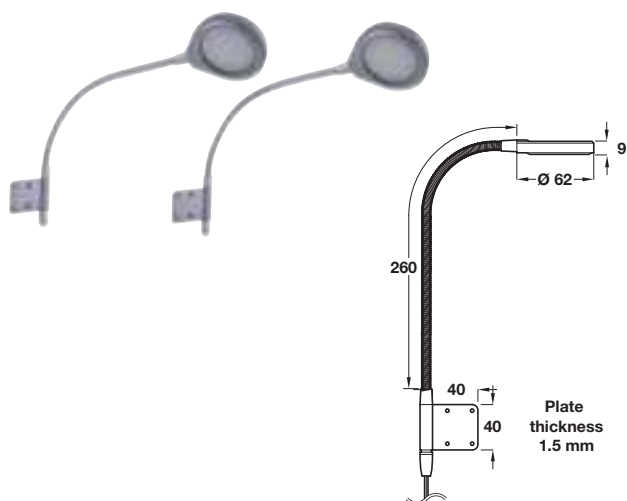
Packed set	
LED colour	White
Five light set, 5W, with driver	830.19.720
Ten light set, 10W, with driver	830.19.730

Quantity price breaks: **1 / 2 / 5 / 8 / 10** sets

Decking lights

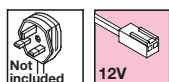
Round plinth lights are IP67 rated and can be used outside in decking areas.





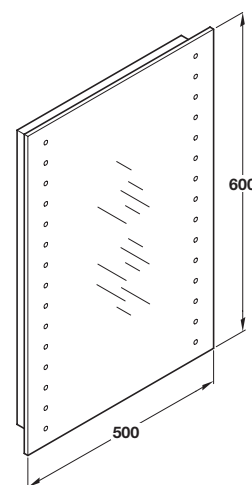
LED flexible reading light set, 12V/2x5W

- On/off touch function on flexible arm
- Surface mounting
- Screw mounting, fixings not included
- LED grid contains 19 diodes
- Colour temperature: Cool white, 6,400 K
- Light output: 34 Lm per Watt
- With 1.5 m lead with connector
- 240V white plastic driver with 1.5 m bare ended mains lead and 6-way distributor
- Aluminium finish
- Mains plug not included; **must be fitted by a qualified electrician**



Packed set: 2 lights with driver	Cat. No.
LED colour	Cool white
Cat. No.	830.46.720

Quantity price breaks: **1 / 2 / 5 / 8 / 10** sets



LED illuminated IP44 slimline mirror with heated mirror pad

- For surface mounting, fixing screws and raw plugs included
- Slimline mirror with back box
- With heated mirror pad, for demisting of mirror, as shown on page **113**
- Mirror includes 30 LEDs, as shown in drawing above
- Suitable for use in Zone 2 or 3 in bathrooms
- With sensor switch underneath mirror to activate lights
- With rocker switch on back box to activate heated mirror pad
- Light colour: Warm white LEDs
- Voltage: 240V. Wattage: 30 x 0.7W
- Driver included, pre-fitted into back box
- **If fitting in a bathroom a 30mA RCD is required, mirror must be fitted by a qualified electrician**



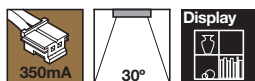
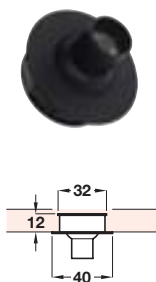
LED colour	Cat. No.
White	580.43.090

Quantity price breaks: **1 / 2 / 5** pcs



LED spotlight, 350mA/1.25W

- For recess mounting, press-fit in Ø 33 mm hole
- Light head rotates 360° and tilts 50°
- Lamp contains 1 diode
- Colour temperature: Cool white 6,400K
- Light output: 85 Lm per Watt
- Current: 350mA. Wattage: 1.25W
- With 1.5 m lead and connector
- Aluminium alloy, black painted finish
- **Order driver Cat. No. 833.38.000 separately, shown below**



Single light (Order driver Cat. No. 833.38.000 separately)	
Finish	Black
Cat. No.	833.37.340

Quantity price breaks: **1 / 2 / 5 / 8 / 10** pcs



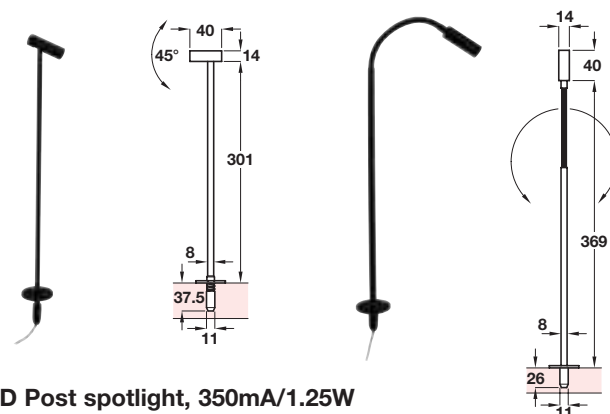
LED driver, 350mA

- For use with LED lights shown on pages **72-73**
- Driver height x width x depth: 20 x 121 x 45 mm
- 350mA white plastic driver with 1.5 m bare ended mains lead and white plastic distributor
- **Mains plug not included - must be fitted by a qualified electrician**



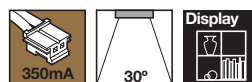
Driver 240V/350mA	Cat. No.
12W with 4-way distributor	833.38.000

Quantity price breaks: **1 / 2 / 5 / 8 / 10** pcs



LED Post spotlight, 350mA/1.25W

- Two versions of post light available: with 45° tilting light head, or with flexible pole
- For recess mounting, install in Ø 12-15 mm hole
- Screw fixing, fixings not included
- Lamp contains 1 diode
- Colour temperature: Cool white 6,400 K
- Light output: 80 Lm per Watt
- Current: 350mA. Wattage: 1.25W
- With 1.0 m lead and connector
- Aluminium alloy, aluminium or black painted finish
- **Order driver Cat. No. 833.38.000 separately, shown left**

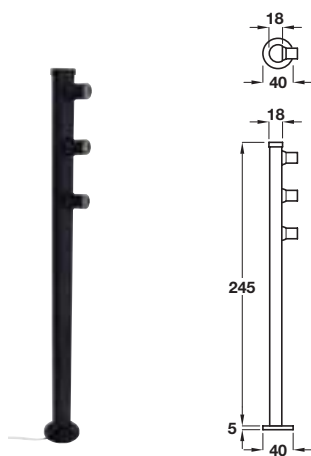


Post light with tilting head (Order driver Cat. No. 833.38.000 separately)		
Finish	Aluminium	Black
Cat. No.	833.37.990	833.37.390

Quantity price breaks: **1 / 2 / 5 / 8 / 10** pcs

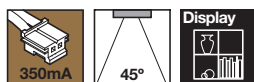
Flexible post light (Order driver Cat. No. 833.38.000 separately)	
Finish	Black
Cat. No.	833.37.395

Quantity price breaks: **1 / 2 / 5 / 8 / 10** pcs



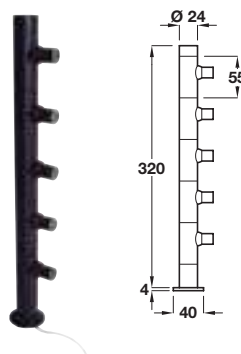
LED post light, 350mA/5.4W

- Rigid post light with 3 lamps
- Access hole required for cables
- Screw fixing, fixings not included
- Each lamp contains 1 diode
- Colour temperature: Cool white 6,400 K
- Current: 350mA. Wattage: 5.4W
- With 1.0 m lead and connector
- Aluminium alloy, aluminium or black painted finish
- **Order driver Cat. No. 833.38.000 separately, shown on page 72**



Post light (Order driver Cat. No. 833.38.000 separately)		
Finish	Aluminium	Black
Cat. No.	833.37.980	833.37.380

Quantity price breaks: **1 / 2 / 5 / 8 / 10** pcs



LED stack light, 350mA/9W

- Stack light with 5 swivelling lamps: additional lamps or blank pieces can be added to create unique designs
- Access hole required for cables
- Screw fixing, fixings not included
- Each lamp contains 1 diode
- Colour temperature: Cool white 6,400 K
- Current: 350mA. Wattage: 9W
- With 1.0 m lead and connector
- Aluminium alloy, aluminium or black painted finish
- **Order driver Cat. No. 833.38.000 separately, shown on page 72**



5 light stack (Order driver Cat. No. 833.38.000 separately)		
Finish	Aluminium	Black
Cat. No.	833.37.985	833.37.385

Quantity price breaks: **1 / 2 / 5 / 8 / 10** pcs

Single stack light		
Finish	Aluminium	Black
Cat. No.	833.37.987	833.37.387

Quantity price breaks: **1 / 2 / 5 / 8 / 10** pcs

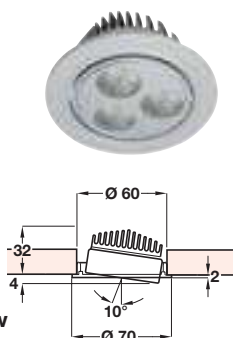
Blank single piece		
Finish	Aluminium	Black
Cat. No.	833.37.989	833.37.389

Quantity price breaks: **1 / 2 / 5 / 8 / 10** pcs



LED round ceiling light, 350mA/3.6W

- For recess mounting, for installation in Ø 60 mm hole
- Lamp contains 3 LED diodes
- Colour temperature:
Cool white 5,700 K. Warm white 2,800K
- Current: 350mA. Wattage: 3.6W
- With 2.0 m lead with connector
- Aluminium alloy, aluminium finish
- **Order driver separately Cat. No. 830.51.740/730 separately, shown below**



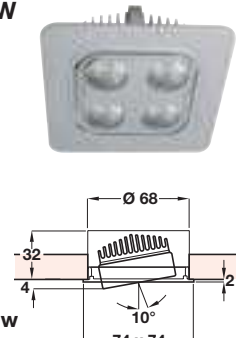
Single light only (order driver Cat. No. 830.51.740/730 separately)		
LED colour	Cool white	Warm white
Cat. No.	830.64.811	830.64.810

Quantity price breaks: 1 / 2 / 5 / 8 / 10 pcs



LED square ceiling light, 350mA/4.8W

- For recess mounting, for installation in Ø 68 mm hole
- Lamp contains 4 LED diodes
- Colour temperature:
Cool white, 5,700 K. Warm white 2,800K
- Current: 350mA. Wattage: 4.8W
- With 2.0 m lead with connector
- Aluminium alloy, aluminium finish
- **Order driver separately Cat. No. 830.51.740/730 separately, shown below**



Single light only (order driver Cat. No. 830.51.740/730 separately)		
LED colour	Cool white	Warm white
Cat. No.	830.64.830	830.64.831

Quantity price breaks: 1 / 2 / 4 / 8 / 10 pcs

LED driver, 240V/350mA

- For indoor use only
- For use with LED lights shown on this page
- 6W driver height x width x depth: 20 x 55 x 35 mm
12W driver height x width x depth: 21 x 120 x 45 mm
240V white plastic driver with 2 m bare ended white mains lead and 500 mm black lead with black plastic distributor
- **Mains plug not included - must be fitted by a qualified electrician**
- Any unused socket of the distributor must have a bridge fitted - 5 bridges are included with 6-way distributor, 8 bridges are included with 9-way distributor
- Cumulative wattage of lights must not exceed output wattage of driver



Driver 240V/350mA	Cat. No.
6W with 6 way distributor	830.51.740
12W with 9 way distributor	830.51.730

Quantity price breaks: 1 / 2 / 4 / 8 / 10 pcs

Hard-wired ceiling lights for fitting by a qualified electrician are shown on pages 104, 107-108.



6W driver with 6-way distributor



12W driver with 9-way distributor

Bridge set

- Additional bridges, for inserting into unused distributor sockets of driver shown above
- 1 set = 5 pcs
- Black plastic



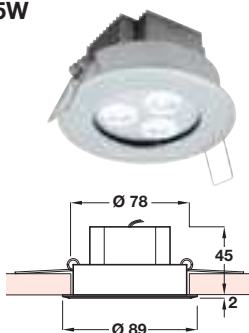
	Cat. No.
Bridge set	830.51.749

Quantity price breaks: 1 / 2 / 4 / 8 / 10 sets



HD LED ceiling trio light, 700mA/7.5W

- For recess mounting, for installation in Ø 78 mm hole
- Lamp contains 3 LED diodes
- Colour temperature: Cool white, 6,400 K
- Light output: 48 Lm per Watt
- Current: 700 mA. Wattage: 7.5 W
- With 2.5 m lead with connector
- Aluminium alloy, aluminium finish
- **Order driver separately Cat. No. 830.69.094 separately, shown below**



Single light only (order driver Cat. No. 830.69.094 separately)

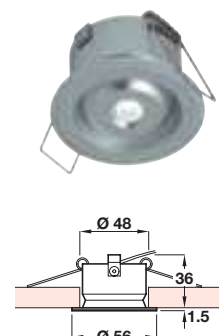
Cat. No. 830.96.960

Quantity price breaks: 1 / 2 / 5 / 8 / 10 pcs



HD LED tilting ceiling spot light, 700mA/2.5W

- For recess mounting, for installation in Ø 48 mm hole
- Lamp contains 1 LED diode
- Colour temperature: Cool white, 6,400 K
- Light output: 48 Lm per Watt
- Current: 700 mA. Wattage: 2.5 W
- With 2.5 m lead with connector
- Aluminium alloy, aluminium finish
- **Order driver separately Cat. No. 830.69.094 separately, shown below**



Single light only (order driver Cat. No. 830.69.094 separately)

Cat. No. 830.96.970

Quantity price breaks: 1 / 2 / 5 / 8 / 10 pcs

The HD LED ceiling lights shown on this page use energy efficient technology to ensure each fitting has low power consumption whilst providing extremely high light output.

By switching from conventional ceiling lighting to HD LED ceiling lights you can save up to 80% power and see considerable savings on energy bills and the cost of replacement lamps.

Hard-wired LED ceiling lights are shown on page 104 and **Halogen and Fluorescent ceiling lights** are shown on pages 107-108.

HD LED driver, 700mA

- For indoor use only
- For use with HD LED lights shown on this page
- Driver height x width x depth: 20 x 121 x 46 mm
- 700mA white plastic driver with 1.5 m bare ended mains lead with white plastic distributor
- **Mains plug not included - must be fitted by a qualified electrician**



Driver 240V/700mA Cat. No.

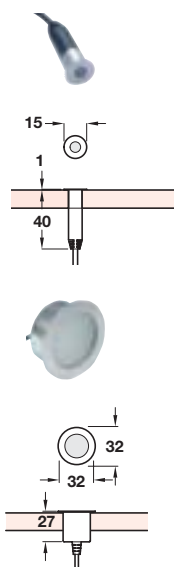
12W with 4-way distributor 830.69.094

Quantity price breaks: 1 / 2 / 5 / 8 / 10 pcs



LED light set, 12V/0.2W or 1.2W

- Two sizes available: Ø 15 or 32 mm light
- For indoor and outdoor use
- Recess mounting in plinths, floors or decking
- Ø 15 mm light: Fits in Ø 10 mm hole
- Ø 32 mm light: Fits in Ø 24 mm hole
- Lamp contains 1 or 6 diodes - see table below
- Voltage: 12V. Wattage: See table below
- Lights and junction box rated IP66
- Each set includes 1 indoor transformer, 10 metres of cable to external 6 way junction box, 4 lights with 5 metres of cable on each light
- Junction box dims: 25 x 165 x 59 mm
- Additional lights and 10 way slave junction are available to order separately - maximum number of lights powered by driver:
 - Ø 15 mm light: Max. 50 lights per driver
 - Ø 32 mm light: Max. 25 lights per driver
- Stainless steel light housing



Packed set: Four lights with transformer and 6 way junction box

Set	Wattage	White LED	Blue LED
4x Ø 15 mm set	4x 0.2W	830.12.002	830.12.003
4x Ø 32 mm set	4x 1.2W	830.12.012	830.12.013

Quantity price breaks: **1 / 2 / 5 / 8 / 10** sets

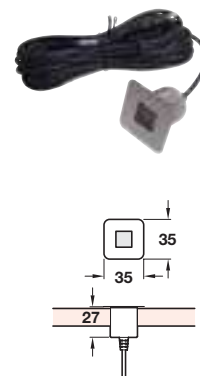
Single light - additional lights to add to packed set

Light	Diodes/Wattage	White LED	Blue LED
Ø 15 mm light	1/0.2W	830.12.007	830.12.008
Ø 32 mm light	6/1.2w	830.12.017	830.12.018

Quantity price breaks: **1 / 2 / 5 / 8 / 10** pcs

LED square light set, 12V/0.6W

- For indoor and outdoor use
- Recess mounting in plinths, floors or decking
- Fits in Ø 15 mm hole
- Lamp contains 3 diodes
- Voltage: 12V. Wattage: 0.6W
- Lights and junction box rated IP66
- Each set includes 1 indoor transformer, 10 metres of cable to external 6 way junction box, 4 lights with 5 metres of cable on each light
- Junction box dims: 25 x 165 x 59 mm
- Additional lights and 10 way slave junction box are available to order separately:
 - A maximum of 18 LED lights can be powered by the driver
- Stainless steel finished steel



Packed set: Four lights with transformer and 6 way junction box

LED colour	Wattage	White
Cat. No.	4x 0.6W	830.12.020

Quantity price breaks: **1 / 2 / 5 / 8 / 10** sets

Single light - additional lights to add to packed set

LED colour	Diodes/Wattage	White LED
35x35 mm light	3/0.6W	830.12.025

Quantity price breaks: **1 / 2 / 5 / 8 / 10** pcs



Slave junction box

- For indoor and outdoor use
- Junction box height x width x depth: 25 x 165 x 59 mm
- For use with 6-way junction box included in packed sets
- Black plastic 10-way slave junction box with 10 m lead and connector for use with 6-way junction box



Slave junction box	Cat. No.
10-way	830.12.091

Quantity price breaks: **1 / 2 / 5 / 8 / 10** pcs



Electroluminescent Lighting

FLATLITE® electroluminescent lighting

FLATLITE® is an electroluminescent light that operates by exposing phosphor crystals to AC power. The particles are excited by the voltage and frequency and give off light.

FLATLITE® is unique among electroluminescent lights because it can be supplied in very long thin strips or panels as wide as 760 mm and any length.

13 mm wide strip lights in four lengths are shown below, but please contact us for further information if you require a bespoke solution.

Features:

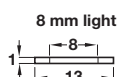
- Low energy consumption, extremely low running cost
- Flexible, flat and lightweight
- Easy to install
- Cool to the touch
- No UV emitted
- Consistent light emitted over its length
- Virtually maintenance free
- DC/AC power supply



FLATLITE® electroluminescent strip light

- For surface mounting on plinths, under worktops or cabinets, on splashbacks, inside cabinets or on curved centre islands
- For indoor use only
- Invertor of correct rating is included - different lengths require different invertors, it is therefore important to ensure the correct invertor is used
- Self adhesive backing
- Electroluminescent (EL) lamp
- Light colour: Aqua or White
- Voltage: 12V. Wattage: See table below
- Black plastic invertor with 1.0 m grey plastic lead with connector

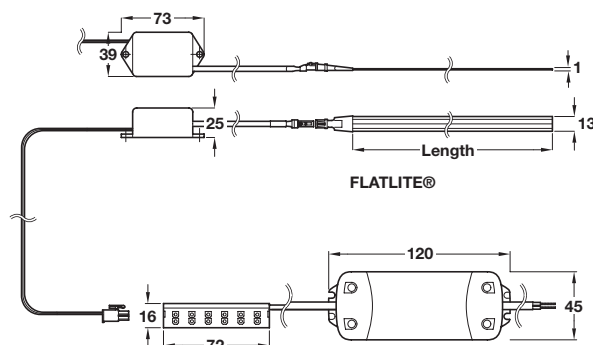
• **Order driver Cat. No. 830.69.792 separately**



FLATLITE® (order driver Cat. No. 830.69.792 separately)				
Length	Wattage	Invertor included	Aqua	White
1000 mm	0.9 W	Type 1	829.37.701	829.37.801
2000 mm	1.8 W	Type 2	829.37.702	829.37.802
3000 mm	2.1 W	Type 3	829.37.703	829.37.803
4000 mm	3.0 W	Type 4	829.37.704	829.37.804

Quantity price breaks: **1 / 2 / 5 / 8 / 10** pcs

Invertor included with FLATLITE®



Driver with 6-way distributor - order separately

240V driver for 12V lights

- For indoor use only
- For use with EL strip lights
- 240V white plastic driver with 1.8 m bare ended mains lead and 170 mm lead with white plastic distributor
- Maximum 16 m total length of strip light per driver

• **Mains plug not included - must be fitted by a qualified electrician**



Driver 240V/12V	Cat. No.
15W driver with 6-way distributor	830.69.792

Quantity price breaks: **1 / 2 / 5 / 8 / 10** pcs



Fluorescent Lighting

GX53 fluorescent downlights

GX53 fluorescent lights are compact versions of traditional fluorescent tubes and are also known as 'energy saving bulbs'.

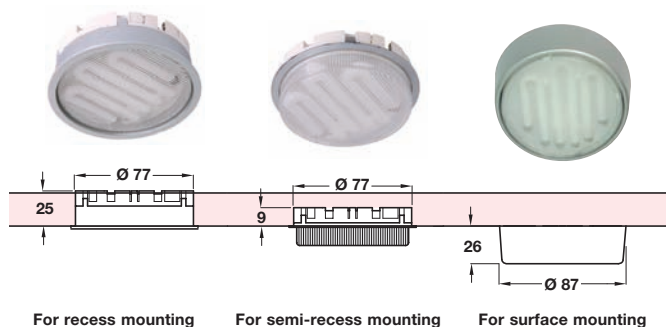
GX53 lights are available in both a satin stainless steel finish, shown on page 63 and a thermoplastic satin chrome finish, shown on this page.



LED or fluorescent bulbs can be used in either type of light i.e. the lights shown on this page and page opposite can also be used with LED bulbs, which are shown on page 81.



New photo and illustration added due to specification change



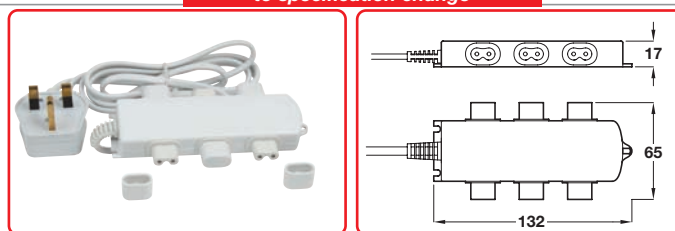
GX53 fluorescent downlight, 240V/7W

- For recess or surface mounting - order light to suit required application
- Recess and semi-recess mounting light:** Screw fixing, for installation in Ø 77 mm hole
- Surface mounting light:** Screw fixing
- Fixings are not included
- Fluorescent lamp with plastic reflector and diffused lens
- Colour temp: Warm white 3,400 K. Cool white 4,000 K
- Light output: 40 Lm per Watt
- Voltage: 240V. Wattage: 7W
- With 1.5 m lead with connector
- Thermoplastic, satin chrome finish
- Extension leads available, shown right
- Order distributor Cat. No. 826.29.760 separately, shown right**



For all lights: Order distributor Cat. No. 826.29.760 separately		
Bulb colour	Warm white	Cool white
Recessed light	826.63.960	826.63.965
Semi-recessed light	826.63.970	826.63.975
Surface light	826.63.980	826.63.985

Quantity price breaks: **1 / 2 / 5 / 8 / 10** pcs



GX53 distributor

- For use with GX53 240V lights shown on pages 61-63 and 80-81
- 6-way white plastic distributor with 1.5 m lead with 13A mains plug fitted



Distributor	Cat. No.
6-way	826.29.760

Quantity price breaks: **1 / 2 / 5 / 8 / 10** pcs

GX53 extension lead

- For use with GX53 240V lights shown on pages 61-63 and 80-81
- With moulded on connectors
- White plastic



Extension lead				
Length	470 mm	960 mm	1960 mm	2960 mm
Cat. No.	826.29.771	826.29.772	826.29.774	826.29.776

Quantity price breaks: **1 / 2 / 5 / 8 / 10** pcs

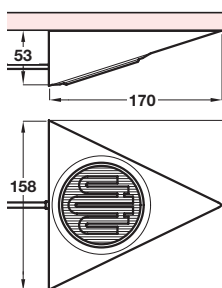
Replacement fluorescent bulb

- 240V/7W

GX53 bulb		
Bulb colour	Warm white	Cool white
Cat. No.	826.72.090	826.72.095

Quantity price breaks: **1 / 2 / 5 / 8 / 10** pcs





GX53 triangular fluorescent downlight, 240V/7W

- For surface mounting
- Screw fixing, fixings are not included
- Fluorescent lamp with metal reflector and diffused lens
- Colour temperature: Warm white 3,000 K. Cool white 4,000 K
- Light output: 40 Lm per Watt
- Voltage: 240V. Wattage: 7W
- With 1.5 m lead with connector
- Satin stainless steel
- Extension leads available, shown on page 80
- **Order distributor Cat. No. 826.29.760 separately, shown on page 80**



Triangle light (order distributor Cat. No. 826.29.760 separately)		
Bulb colour	Warm white	Cool white
Cat. No.	826.72.010	826.72.015

Quantity price breaks: **1 / 2 / 5 / 8 / 10** pcs



GX53 triangular lights are also available with cool white or blue LED bulbs, shown on page 63.

LED or fluorescent bulbs can be used in either type of light i.e. the lights shown on this page and page opposite can also be used with LED bulbs, which are shown below.

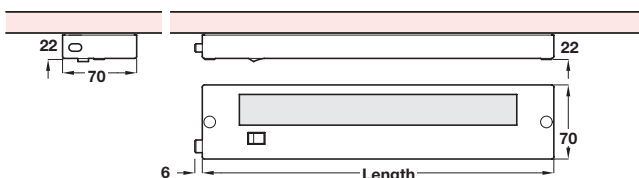
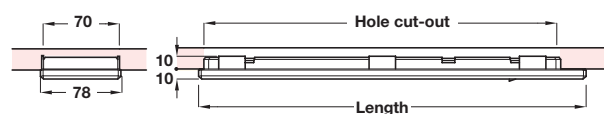
Replacement GX53 LED bulb

- 240V/2W

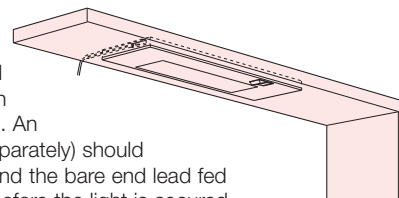
GX53 bulb, 39 diodes		
LED colour	Cool white	Blue
Cat. No.	830.33.739	830.33.839

Quantity price breaks: **1 / 2 / 5 / 8 / 10** pcs





To connect light to either mains or distributor, drill an Ø 8 mm hole into the panel as illustrated, to line up with the area routed for the light. An angled connector (order separately) should be connected to the light and the bare end lead fed through the Ø 8 mm hole before the light is secured.



Fluorescent strip light, 240V

- Strip light with integral rocker switch and connectors
- For surface mounting
- Screw fixing, fixings included
- Warm white fluorescent tube included
- Colour temperature: Warm white 4,200 K
- Light output: Lm per Watt: See table below
- Voltage: 240V. Wattage: See table below
- 1 female connector included and 1 male connector inside fitting for series mounting if required
- White plastic
- **Order leads and accessories separately, shown on page 83**



Surface mounted strip light				
Length	Wattage	Lm per Watt	Cat. No.	
342 mm	8W	48 Lm	826.40.701	
557 mm	13W	63 Lm	826.40.702	

Quantity price breaks: **1 / 2 / 5 / 8 / 10** pcs


Fluorescent strip light, 230V

- Strip light with integral rocker switch and connectors
- For semi-recess mounting
- Screw fixing, fixings included
- Warm white fluorescent tube included
- Colour temperature: Warm white 3000 K
- Light output: Lm per Watt: See table below
- Voltage 230V. Wattage: See table below
- White plastic
- **Order leads and accessories separately, shown on page 83**



Recess mounted strip light				
Length	Hole cut-out	Wattage	Lm per Watt	Cat. No.
366 mm	338 mm	8W	50 Lm	820.50.726
578 mm	572 mm	13W	67 Lm	820.50.735

Quantity price breaks: **1 / 2 / 5 / 8 / 10** pcs



Fluorescent strip light, 230V

- Strip light with integral rocker switch
- For surface mounting
- Screw fixing, fixings included
- Warm white fluorescent tube included
- Colour temperature: Cool white 4000 K
- Light output: Lm per Watt: See table below
- Voltage: 230V. Wattage: See table below
- With plug in connectors
- Plastic
- **Order leads and accessories separately, shown right**



Length	Wattage	Lm per Watt	White	Matt nickel	Metallic aluminium
320 mm	8W	50 Lm	826.11.701	826.11.601	826.11.901
550 mm	13W	67 Lm	826.11.702	826.11.602	826.11.902

Quantity price breaks: **1 / 2 / 5 / 8 / 10** pcs



Replacement fluorescent tube

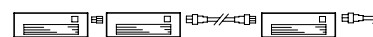
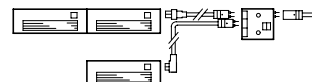
- For use with strip lights shown on pages 82-83
- Warm white

Wattage	Cat. No.
8W	820.53.923
13W	820.53.932

Quantity price breaks: **1 / 2 / 5 / 8 / 10** pcs



Leads and accessories for strip lights shown on pages **82-83**



Light to light adaptor

- White plastic



	Cat. No.
Light to light adaptor	820.54.804

Quantity price breaks: **1 / 2 / 5 / 8 / 10** pcs

Light to light connecting lead

- White plastic



Length	300 mm	600 mm
Cat. No.	820.54.813	820.54.822

Quantity price breaks: **1 / 2 / 5 / 8 / 10** pcs

Angled mains lead

- White plastic



Length	2000 mm
Cat. No.	820.51.858

Quantity price breaks: **1 / 2 / 5 / 8 / 10** pcs

Mains to distributor lead

- White plastic



Length	2000 mm
Cat. No.	820.49.867

Quantity price breaks: **1 / 2 / 5 / 8 / 10** pcs


Distributor to light angled connecting lead and plug

- White plastic



Length	2000 mm
Cat. No.	823.85.706

Quantity price breaks: **1 / 2 / 5 / 8 / 10** pcs



Distributor

- Available with or without switch
- White plastic



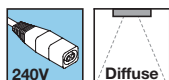
Type	Cat. No.
3-way distributor	823.73.706
3-way distributor with switch	823.73.715

Quantity price breaks: **1 / 2 / 5 / 8 / 10** pcs



T4 mini fluorescent strip light, 240V

- Strip light with integral switch
- For surface mounting
- Screw fixing, fixing clips and fixings included
- T4 cool white mini fluorescent tube included
- Colour temperature: Cool white 3,400 K
- Light output: Lm per Watt: See table below
- Voltage: 240V. Wattage: See table below
- With 2.0 m bare ended mains lead
- Interconnecting leads available separately
- White plastic light with diffuser
- **Mains plug is not included - must be fitted by a qualified electrician**



Length	Wattage	Lm per Watt	Cat. No.
274 mm	6W	58 Lm	827.23.721
396 mm	10W	80 Lm	827.23.722
524 mm	16W	93 Lm	827.23.723
623 mm	20W	90 Lm	827.23.724

Quantity price breaks: **1 / 2 / 5 / 8 / 10** pcs



Interconnecting lead

- White plastic



Length	300 mm	500 mm	2000 mm	3000 mm
Cat. No.	827.24.701	830.74.991	827.24.703	827.24.705

Quantity price breaks: **1 / 2 / 5 / 8 / 10** pcs



Replacement T4 mini fluorescent tube

- For use with mini fluorescent strip light shown on this page
- Warm white

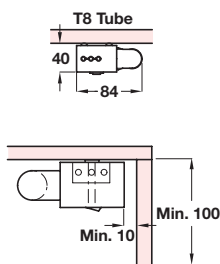
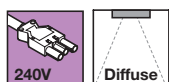
Length	Wattage	Cat. No.
232 mm	6W	827.23.791
354 mm	10W	827.23.793
483 mm	16W	827.23.795
582 mm	20W	827.23.797

Quantity price breaks: **1 / 2 / 5 / 8 / 10** pcs



Fluorescent strip light, 240V

- Strip light with individual rocker switch
- For surface mounting
- Screw fixing, fixings included
- T5 or T8 fluorescent tube included
- Colour temperature: Warm white 3,000 K
- Light output: Lm per Watt: See table below
- Voltage: 240V. Wattage: See table below
- With plug connections
- Rated IP20
- White metal casing
- **Order light accessories separately, shown on this page, as required**



WARNING: To avoid overheating these installation distances must be maintained. Only replace faulty parts with original parts.



Length	Wattage	Lm per Watt	Tube	Cat. No.
263 mm	6W	35 Lm	T5	532.67.717
339 mm	8W	37 Lm	T5	826.38.702
490 mm	15W	63 Lm	T8	532.67.753
566 mm	13W	50 Lm	T5	532.67.735
770 mm	16W	78 Lm	T8	532.67.762
944 mm	30W	80 Lm	T8	532.67.780

Quantity price breaks: **1 / 2 / 5 / 8 / 10** pcs

Replacement T5/T8 fluorescent tube

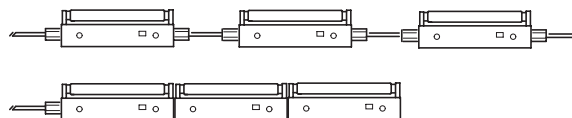
- For use with fluorescent strip lights shown above
- Warm white

Wattage	Tube	Cat. No.
6W	T5	820.53.914
8W	T5	820.53.923
13W	T5	820.53.932
15W	T8	820.53.940
16W	T8	820.53.969
18W	T8	820.53.970
30W	T8	820.53.980

Quantity price breaks: **1 / 2 / 5 / 8 / 10** pcs



Installation examples



Safety end cap

- Plastic

Finish	Male	Female
White	820.62.700	820.62.310
Black	820.62.300	820.62.710

Quantity price breaks: **1 / 2 / 5 / 8 / 10** pcs

Direct connector

- Male/female
- Plastic

Finish	Cat. No.
Black	822.10.390

Quantity price breaks: **1 / 2 / 5 / 8 / 10** pcs

Interconnecting lead

- With fitted male and female connectors
- White plastic

Length	Cat. No.
200 mm	820.54.761
300 mm	820.54.760
500 mm	820.54.762
1000 mm	820.54.763
1500 mm	820.54.764
2000 mm	820.54.765
2500 mm	820.54.766
3000 mm	820.54.767
4000 mm	820.54.769

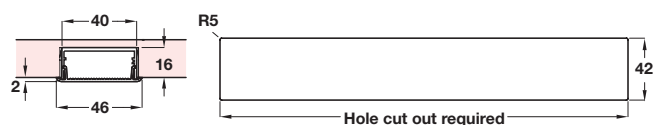
Quantity price breaks: **1 / 2 / 5 / 8 / 10** pcs

Mains lead

- Bare ended mains lead with moulded on female connector
- Plastic
- **Mains plug not included - must be fitted by a qualified electrician**

Length	Black	White
1000 mm	820.54.381	820.54.781
1500 mm	820.54.382	820.54.782
2000 mm	820.54.383	820.54.783
2500 mm	820.54.384	820.54.784
3000 mm	820.54.385	820.54.785
3500 mm	820.54.386	820.54.786
4000 mm	820.54.387	820.54.787

Quantity price breaks: **1 / 2 / 5 / 8 / 10** pcs



Fluorescent strip light, 240V

- For flush recessed mounting
- 2 mm height when installed
- Screw fixing, fixings included
- Colour temperature: 4,500 K
- T2 cool white fluorescent tube included
- Voltage: 240V. Wattage: See table below
- With 2.0. m lead with male connector
- Aluminium coloured plastic
- **Order distributor Cat. No. 826.29.700 separately shown below**



Length	Hole cut-out	Wattage	Lm per Watt	Cat. No
228 mm	225 mm	6W	46 Lm	820.50.961
330 mm	327 mm	8W	56 Lm	820.50.962
430 mm	427 mm	11W	56 Lm	820.50.963
531 mm	528 mm	13W	61 Lm	820.50.964
835 mm	832 mm	21W	61 Lm	820.50.965
935 mm	932 mm	23W	61 Lm	820.50.966

Quantity price breaks: **1 / 2 / 5 / 8 / 10** pcs

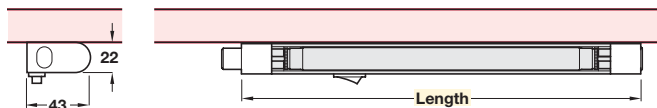
LED 240V distributor

- For use with fluorescent light shown above
- 6-way distributor with 3.0 m bare ended white mains lead, white plastic
- **Mains plug not included - must be fitted by a qualified electrician**



Distributor	Cat. No.
6-way	826.29.700

Quantity price breaks: **1 / 2 / 5 / 8 / 10** pcs



T5 mini fluorescent strip light, 240V

- Strip light with integral switch
- For surface mounting
- Screw fixing, fixings included
- T5 warm white mini fluorescent tube included
- Colour temperature: Warm white: 4,200 K
- Light output: Lm per Watt: See table below
- Voltage: 240V. Wattage: See table below
- With 1.8 m bare ended mains lead
- 2.0 m interconnecting lead included
- White plastic light with diffuser
- **Mains plug not included - must be fitted by a qualified electrician**



Length	Wattage	Lm per Watt	Cat. No.
268 mm	6W	45 Lm	820.48.781
354 mm	8W	54 Lm	820.48.782
581 mm	13W	75 Lm	820.48.783
914 mm	21W	90 Lm	820.48.784
1214 mm	28W	93 Lm	820.48.785

Quantity price breaks: **1 / 2 / 3 / 5** pcs

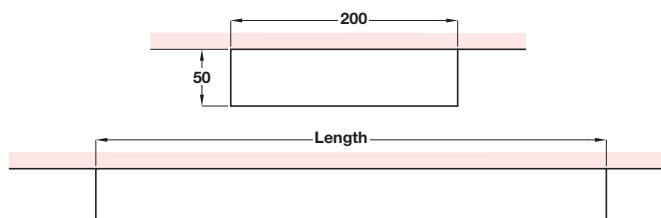


Replacement T5 mini fluorescent tube

- For use with T5 mini fluorescent light shown above
- Colour temperature: Warm white: 4,200K

Length	Wattage	Cat. No.
208 mm	6W	820.48.791
286 mm	8W	820.48.792
512 mm	13W	820.48.793
845 mm	21W	820.48.794
1147 mm	28W	820.48.795

Quantity price breaks: **1 / 2 / 5 / 8 / 10** pcs



Illuminated box shelf light, 240V

- Screw fixing, wall mounted
- IP rated 20
- Integral on/off switch
- 1800 mm bare ended mains lead
- Fixing materials and fitting instructions included
- T5 fluorescent tube included
- Brushed matt aluminium frame with tempered frosted glass top and bottom
- **Mains plug not included - must be fitted by a qualified electrician**



Length	Wattage	Cat. No.
450 mm	8W	826.77.965
600 mm	13W	826.77.966
900 mm	21W	826.77.967
1200 mm	28W	826.77.968

Quantity price breaks: **1 / 2 / 5 / 8 / 10** pcs

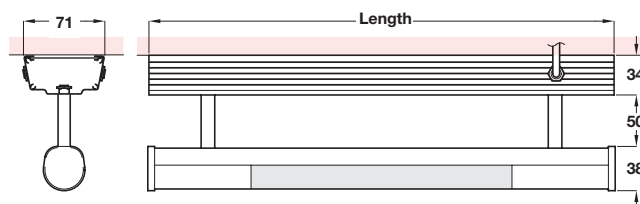


Replacement T5 fluorescent tube

- For use with illuminated shelves
- Warm white

Length	Wattage	Cat. No.
208 mm	6W	826.70.995
287 mm	8W	826.70.990
516 mm	13W	826.70.991
549 mm	14W	826.70.994
848 mm	21W	826.70.992
1150 mm	28W	826.70.993

Quantity price breaks: **1 / 2 / 5 / 8 / 10** pcs



Fluorescent drawer/door light, 240V

- With door contact switch - switches light on or off when door opened or closed
- For surface mounting, for mounting inside cabinet
- Screw fixing, fixings included
- Spacers included to suit various board thicknesses
- T5 fluorescent tube included
- Voltage: 240V. Wattage: See table below
- Light output: Lm per Watt: See table below
- With 2.0 m bare ended mains lead
- Silver coloured aluminium
- Mains plug not included - must be fitted by a qualified electrician
- Replacement T5 fluorescent tubes are shown on page 87

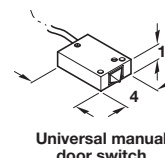


Length	Wattage	Lm per Watt	Cat. No.
461 mm	8W	37 Lm	820.30.951
561 mm	8W	37 Lm	820.30.952
761 mm	13W	50 Lm	820.30.953
861 mm	14W	86 Lm	820.30.954
961 mm	14W	86 Lm	820.30.955

Quantity price breaks: **1 / 2 / 5 / 8 / 10** pcs

Wardrobe rail light, 230V

- Two versions available: Manual door switch on 300 mm lead or with infrared sensor switch
- For surface mounting
- Screw fixing, fixings included
- T8 fluorescent tube included
- Voltage: 230V. Wattage: See tables below
- Light output: Lm per Watt: See tables below
- With 2.0 m bare ended mains lead
- Silver coloured aluminium body and channel, transparent plastic cover
- Mains plug not included - must be fitted by a qualified electrician
- Replacement T8 fluorescent tubes are shown on page 85



With universal manual door switch on lead			
Length	Wattage	Lm per Watt	Cat. No.
410 mm	6W	35 Lm	827.11.901
750 mm	13W	50 Lm	827.11.902
850 mm	18W	72 Lm	827.11.903
950 mm	16W	78 Lm	827.11.904

Quantity price breaks: **1 / 2 / 5 / 8 / 10** pcs

With infrared sensor switch			
Length	Wattage	Lm per Watt	Cat. No.
410 mm	6W	35 Lm	827.11.911

Quantity price breaks: **1 / 2 / 5 / 8 / 10** pcs



Halogen Lighting



Low voltage halogen downlights

These halogen lights are available individually or as packed sets with transformer included.

Bezels are included to give the option of either surface or recess mounting these lights.

Three finishes are also available; polished brass, polished chrome or matt nickel.

Halogen lights can operate at a higher temperature than other lamps without loss of operating life.



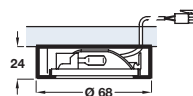
Surface mounting



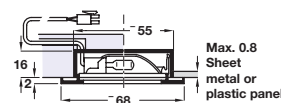
Recess mounting

Halogen downlight, 12V/10W or 20W

- Available individually or as packed sets
- For recess or surface mounting
- For recess mounting press-fit in Ø 55 mm hole and discard bezel
- For surface mounting screw fix, fixings included
- Suitable for sheet metal, plastic or wood
- Suitable for blind hole installation i.e. where light can only be accessed from one side
- Halogen bulb included
- Colour temperature: 3000 K
- Light output: Lm per Watt: See table below
- Voltage: 12V
- Wattage: 10W or 20W
- 10W version has frosted glass diffusing lens
- 20W version has clear glass lens
- No dazzle guard
- With 2.0 m lead with connector
- Plastic with aluminium reflector
- **Wirewound transformer included with packed sets:**
 - 20W with 2-way distributor: transformer height x width x depth: 44 x 58 x 67 mm
 - 30W with 3-way distributor: transformer height x width x depth: 63 x 71 x 74 mm
 - With 3.0 m bare ended mains lead:
- **Mains plug not included - must be fitted by a qualified electrician**
- **Order transformer separately for single lights, shown on page 97**



Surface mounting



Recess mounting



12V



Diffuse



Kitchen



10W 20W



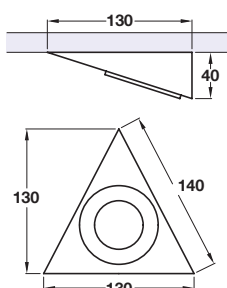
Single light only (order transformer separately)		
Wattage/Light output per Watt:	10W/13 Lm	20W/15 Lm
Polished brass	823.83.819	825.83.802
Polished chrome	823.83.211	825.83.202
Matt nickel	823.83.611	825.83.602
White	823.83.711	825.83.702

Quantity price breaks: 5 / 10 / 20 / 40 / 100 pcs



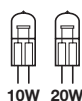
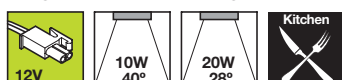
Packed set with transformer:	2 light set	3 light set
Transformer with distributor	20W/2-way	30W/3-way
Wattage/ Light output per Watt:	2x 10W/13 Lm	3x 10W/13 Lm
Polished brass	823.61.868	823.61.877
Polished chrome	823.61.260	823.61.279
Matt nickel	823.61.662	823.61.673

Quantity price breaks: 5 / 10 / 20 / 40 / 100 pcs



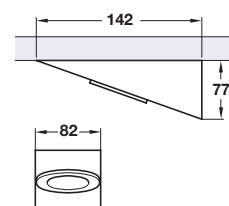

Halogen triangular downlight, 12V/10 or 20W

- For surface mounting
- Screw fixing, fixings included
- Halogen bulb included
- Colour temperature: 3000 K
- Light output: Lm per Watt: See table below
- Voltage: 12V: Wattage: 10W or 20W
- 10W version has frosted glass lens
- 20W version has clear glass lens
- With 2.0 m lead with connector
- Rated IP20
- Brushed stainless steel
- **Order transformer separately for single lights, shown on page 97**



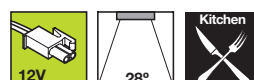
Single light (order transformer separately)		
Wattage/Light output per Watt:	10W/13 Lm	20W/15 Lm
Finish	Cat. No.	
Brushed stainless steel	825.69.001	825.69.002

Quantity price breaks: **1 / 2 / 5 / 8 / 10** sets



Halogen wedge downlight, 12V/20W

- For surface mounting
- Screw fixing, fixings included
- Halogen bulb included
- Colour temperature: 3000 K
- Light output: 15 Lm per Watt
- Voltage: 12V: Wattage: 20W
- With clear glass lens
- With 2.0 m lead with connector
- Rated IP20
- Brushed stainless steel or aluminium painted
- **Order transformer separately, shown on page 97**



Single light (order transformer separately)	
Finish	Cat. No.
Brushed stainless steel	824.23.402
Aluminium	825.65.902


Quantity price breaks: **1 / 2 / 5 / 8 / 10** pcs



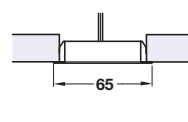
Surface mounting



Recess mounting



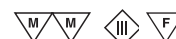
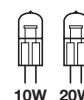
Surface mounting



Recess mounting


Halogen round light, 12V/10W or 20W

- Available individually or as packed sets
- For recess or surface mounting
- For recess mounting press-fit in Ø 55-57 mm hole and discard bezel
- For surface mounting screw fix, fixings included
- Halogen bulb included
- Colour temperature: 2,750 K
- Light output: Lm per Watt: See table right
- Voltage: 12V: Wattage: 10W or 20W
- 10W version has frosted glass diffusing lens
- 20W version has clear glass lens
- With 1.8 m lead with connector
- Brushed stainless steel
- **Transformer included with packed sets:**
 - 10-60W with 6-way distributor
 - Transformer height x width x depth: 22 x 95 x 32 mm
 - Non-dimmable
 - With 3.0 m bare ended mains lead:
 - Mains plug not included - must be fitted by a qualified electrician
- **Order transformer separately for single lights, shown on page 97**



Single light (order transformer Cat. No. 825.55.034 separately)		
Wattage/Light output per Watt:	10W/15 Lm	20W/16.5 Lm
Polished chrome	823.83.221	823.83.222
Matt nickel	823.83.621	823.83.622

Quantity price breaks: **2 / 5 / 10 / 20 / 50** pcs



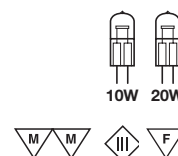
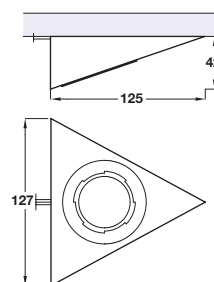
Packed set version: 2 lights with 230V/60W transformer		
Wattage/Light output per Watt:	2x 10W/15 Lm	2x 20W/16.5 Lm
Polished chrome	823.83.220	823.83.223
Matt nickel	-	823.83.623

Quantity price breaks: **2 / 5 / 10 / 20 / 50** sets

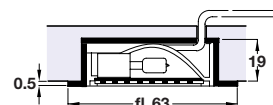
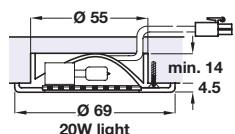
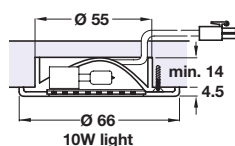


Halogen triangular light, 12V/10W or 20W

- Available individually or as packed sets
- For surface mounting
- Screw fixing, fixings included
- Halogen bulb included
- Colour temperature: 2,750 K
- Light output: Lm per Watt: See table shown right
- Voltage: 12V: Wattage: 10W or 20W
- 10W version has frosted glass diffusing lens
- 20W version has clear glass lens
- With 1.8 m lead with connector
- Brushed stainless steel
- **Transformer included with packed sets:**
 - 10-60W with 6-way distributor: transformer height x width x depth: 22 x 95 x 32 mm
 - Non-dimmable
 - With 3.0 m bare ended mains lead:
 - Mains plug not included - must be fitted by a qualified electrician
- **Order transformer separately for single lights, shown on page 97**



Single light (order transformer Cat. No. 825.55.034 separately)			
Wattage/Light output per Watt:	10W/15 Lm	20W/ 16.5 Lm	
Cat. No.	825.69.091	825.69.092	
Quantity price breaks: 2 / 5 / 10 / 20 / 50 pcs			
Packed set version: 2 lights with 230V/60W transformer			
Wattage/Light output per Watt:	2x 10W/15 Lm	2x 20W/16.5 Lm	
Cat. No.	825.69.090	825.69.093	
Quantity price breaks: 2 / 5 / 10 / 20 / 50 sets			



Halogen downlight 12V/10W or 20W

- For recess mounting
- Press-fit in Ø 55 mm hole
- Suitable for blind hole installation
- Halogen bulb included
- Colour temperature: 3000 K
- Light output: Lm per Watt: See table below
- Voltage: 12V; Wattage: 10 or 20W
- 10W version has plastic reflector and diffusing lens
- 20W version has aluminium reflector and clear lens
- With 2.0 m lead with connector
- Plastic
- **Order transformer separately, shown on page 97**



Recess mounted light		
Wattage/Light output per Watt	10W/13 Lm	20W/15 Lm
Polished chrome	823.06.214	825.84.202
White	823.06.714	825.84.702
Black	823.06.312	825.84.302

Quantity price breaks: **2 / 5 / 10 / 20 / 50** pcs

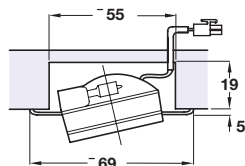
Halogen downlight 12V/10W or 20W

- For recess mounting
- Press-fit in Ø 55 mm hole
- Halogen bulb included
- Colour temperature: 3000 K
- Light output: Lm per Watt: See table below
- Voltage: 12V; Wattage: 10 or 20W
- 10W version has metal reflector and frosted diffusing lens
- 20W version has metal reflector and clear lens
- With 2.0 m lead with connector
- Plastic
- **Order transformer separately, shown on page 97**



Recess mounted light		
Wattage/Light output per Watt:	10W/13 Lm	20W/15 Lm
Polished brass	823.63.835	823.63.844
Polished chrome	823.63.237	825.95.202
White	823.63.737	-
Black	823.63.335	-

Quantity price breaks: **2 / 5 / 10 / 20 / 50** pcs



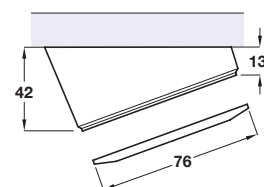
Halogen swivel light, 12V/20W

- Adjustable light in fixed bezel
- For recess mounting in Ø 55 mm hole
- Screw fixing, fixings included
- Halogen bulb included
- Colour temperature: 3000 K
- Light output: 15 Lm per Watt
- Voltage: 12V. Wattage: 20W
- With plastic reflector and clear glass lens
- With 2.0 m lead with connector
- Rated IP20
- Plastic
- **Order transformer separately, shown on page 97**



Swivel light (order transformer separately)	
Finish	Cat. No.
White	825.16.702
Chrome	825.16.202
Brass	825.16.802

Quantity price breaks: **1 / 2 / 5 / 8 / 10** pcs



Angled halogen downlight, 12V/10W or 20W

- For surface mounting
- Screw fixing, fixings included
- Halogen bulb included
- Colour temperature: 3000 K
- Light output: Lm per Watt: See table below
- Voltage: 12V. Wattage: 10 or 20W
- With toughened frosted lens
- With 1.8 m lead with connector
- Rated IP20
- Lacquered silver coloured plastic
- **Order transformer separately, shown on page 97**



Angled down light		
Wattage/Light output per Watt	10W/14 Lm	20W/16 Lm
Cat. No.	828.10.401	828.10.402

Quantity price breaks: **1 / 2 / 5 / 8 / 10** pcs



Halogen downlight with glass plate, 12V/20W

- With floatglass (real glass) plate, edges chamfered and glazed
- With plastic mounting arm for surface mounting under shelf or cabinet
- Screw fixing, fixings included
- Halogen bulb included
- Colour temperature: 3000 K
- Light output: 16 Lm per Watt
- Voltage: 12V. Wattage: 20W
- With integral low voltage halogen projector
- Covered wiring
- With 1.8 m lead with connector
- Rated IP20
- Lacquered silver coloured plastic
- **Order transformer separately, shown on page 97**



Light with triangular glass plate	
Cat. No.	821.10.402

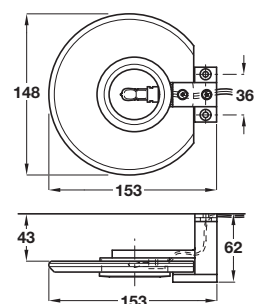
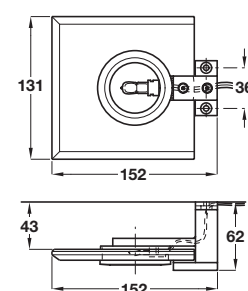
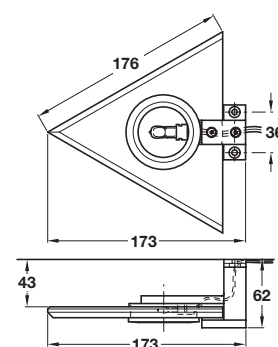
Quantity price breaks: **1 / 2 / 5 / 8 / 10** pcs

Light with square glass plate	
Cat. No.	821.10.412

Quantity price breaks: **1 / 2 / 5 / 8 / 10** pcs

Light with circular glass plate	
Cat. No.	821.10.422

Quantity price breaks: **1 / 2 / 5 / 8 / 10** pcs



LC 2012, HUK. Dimensional data not binding. We reserve the right to alter specifications without notice.



Electronic transformer, 12V/60W

- For indoor use only
- For use with halogen lights shown on pages **90-96**
- Transformer height x width x depth: 16.5 x 168 x 45 mm
- White plastic transformer with 3.0 m bare ended mains lead and white plastic distributor
- Mains plug not included - must be fitted by a qualified electrician



Power	Min. load	Distributor	Cat. No.
12V/60W	10W	6-way	825.56.012

Quantity price breaks: **1 / 2 / 5 / 8 / 10** pcs



Electronic transformer, 12V/250W

- For indoor use only
- For use with halogen lights shown on pages **90-96**
- Transformer height x width x depth: 45 x 222 x 54 mm
- White plastic transformer with 3.0 m bare ended mains lead and 3 white plastic distributors
- Mains plug not included - must be fitted by a qualified electrician



Power	Min. load	Distributor	Cat. No.
12V/250W	100W	3x 6-way	825.56.013

Quantity price breaks: **1 / 2 / 5 / 8 / 10** pcs



Electronic transformer, 12V/60W or 105W

- For indoor use only
- For use with halogen lights shown on pages **90-96**
- Transformer height x width x depth: 16 x 168 x 45 mm
- White plastic transformer with 3.0 m bare ended mains lead and white plastic distributor
- Mains plug not included - must be fitted by a qualified electrician



Power	Min. load	Distributor	Cat. No.
12V/60W	20W	6 way	825.36.716
12V/105W	35W	5 way	825.36.726

Quantity price breaks: **1 / 2 / 5 / 8 / 10** pcs



Electronic transformer, 12V/60W

- For indoor use only
- For use with halogen lights shown on pages **90-96**
- Transformer height x width x depth: 28 x 101 x 18 mm
- White plastic transformer with 2.9 m bare ended mains lead and white plastic distributor
- Mains plug not included - must be fitted by a qualified electrician



Power	Min. load	Distributor	Cat. No.
12V/60W	10W	6 way	825.55.015

Quantity price breaks: **1 / 2 / 5 / 8 / 10** pcs



Electronic transformer, 12V/60W

- For indoor use only, **non-dimmable**
- For use with halogen lights shown on pages **90-96**
- Transformer height x width x depth: 22 x 95 x 32 mm
- White plastic transformer with 3.0 m bare ended mains lead and white plastic distributor
- Mains plug not included - must be fitted by a qualified electrician



Power	Min. load	Distributor	Cat. No.
12V/60W	10W	6-way	825.55.034

Quantity price breaks: **2 / 4 / 8 / 12 / 20** pcs



Electronic transformer, 12V/100W

- For indoor use only
- For use with halogen lights shown on pages **90-96**
- Transformer height x width x depth: 20 x 120 x 40 mm
- White plastic transformer with 1.5 m bare ended mains lead and white plastic distributor
- Mains plug not included - must be fitted by a qualified electrician



Power	Min. load	Distributor	Cat. No.
12V/100W	20W	6-way	830.69.093

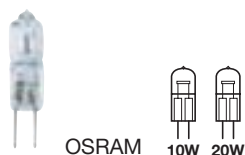
Quantity price breaks: **1 / 2 / 5 / 8 / 10** pcs

Halogen 12V Lighting

Bulbs and Accessories for Halogen Lights

Osram halogen bulb, G4

- Capsule lamps, 2 pin base



Wattage	10W	20W
Cat. No.	821.80.014	821.80.112

Quantity price breaks: 5 / 10 / 20 / 40 / 100 pcs

Halogen bulb, G4

- Capsule lamp, 2 pin base



Wattage	10W	20W
Cat. No.	823.83.990	823.83.991

Quantity price breaks: 5 / 10 / 20 / 40 / 100 pcs

Halogen bulb, GU5.3

- With dichroic reflector - gives reduced heat emission and longer bulb life
- 2 pin base

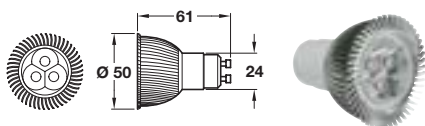


Wattage	20W
Cat. No.	824.05.280

Quantity price breaks: 5 / 10 / 20 / 40 / 100 pcs

LED bulb, GU10

- 220-240V, 3x 2W
- To retrofit existing Halogen bulbs
- Produce very low levels of heat compared to Halogen
- 2 pin base

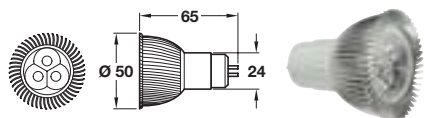


GU10 bulb		
LED colour	Cool white	Warm white
Cat. No.	833.02.710	833.02.711

Quantity price breaks: 1 / 2 / 5 / 8 / 10 pcs

LED bulb, MR16

- 12V, 3x 2W
- To retrofit existing Halogen bulbs
- Produces very low levels of heat compared to Halogen
- 2 pin base

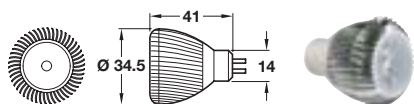


MR16 bulb		
LED colour	Cool white	Warm white
Cat. No.	833.02.712	833.02.713

Quantity price breaks: 1 / 2 / 5 / 8 / 10 pcs

LED bulb, MR11

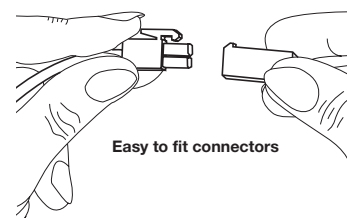
- 12V, 3x 2W
- To retrofit existing Halogen bulbs
- Produces very low levels of heat compared to Halogen
- 2 pin base



MR11 bulb		
LED colour	Cool white	Warm white
Cat. No.	833.02.714	833.02.715

Quantity price breaks: 1 / 2 / 5 / 8 / 10 pcs

All low voltage halogen lights shown on pages 90-96 come with an easy to fit connector.



Easy to fit connectors

Tee piece connector

- With 1 male and 2 female plug contacts
- Plastic, blue with white contacts



Cat. No.	
Tee piece connector	823.28.390

Quantity price breaks: 5 / 10 / 20 / 40 / 100 pcs

Secondary extension lead

- With male and female plug contacts
- Black lead with white plastic contact



Length	1000 mm	2000 mm
Cat. No.	823.28.318	823.28.327

Quantity price breaks: 5 / 10 / 20 / 40 / 100 pcs

Replacement easy to fit connector

- White plastic



Plug contact type	Cat. No.
Male	825.21.010

Quantity price breaks: 5 / 10 / 20 / 40 / 100 pcs

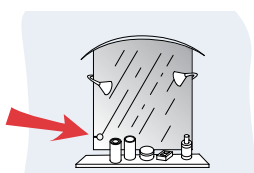
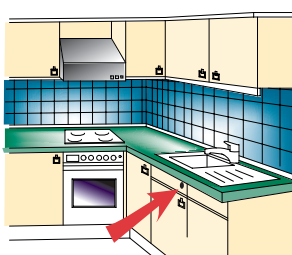

Mains plug, 3 pin

- With 3 Amp fuse
- White plastic with steel pins



Cat. No.	
3 Amp	820.43.791

Quantity price breaks: 5 / 10 / 20 / 40 / 100 pcs



Infrared sensor switch

- For switching mains voltage lights and appliances on and off, only to be used in dry rooms
- Can also be used with low voltage lights, if used in conjunction with a transformer (not included) - **ensure correct wattage transformer is used**
- Switch has 50 mm range (approx.) and is activated by passing your hand or any other kind of object past the sensor
- **Important note:** Switch cannot be activated by a door
- Sensor switch has 2.0 m bare-ended mains lead, 2.0 m sensor lead and 2.0 m lead with connector (supplied unattached) for attaching to appropriate connector lead
- 230/240V maximum 2 amps (450W)
- White plastic
- **Mains plug not included with transformer - must be fitted by a qualified electrician**

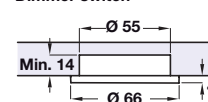


Cat. No.	827.54.700
----------	------------


Quantity price breaks: **1 / 2 / 5 / 8 / 10** pcs



Dimmer switch



Recess mounted



Surface mounted

Dimmer switch set

- For switching on/off and dimming of 3 x 20W lights or 6 x 10W lights, activated by dimmer switch
- Set consists of 1 dimmer switch and 1 electronic transformer with distributor and switch lead
- Dimmer switch, matt nickel, can be recess or surface mounted, screw fixing (screws included)
- 12V/60W electronic transformer has 6 way distributor with 3.0 m bare ended mains lead and 2.0 m switch lead
Height x width x depth: 28 x 166 x 41 mm
- **Mains plug not included with transformer - must be fitted by a qualified electrician**

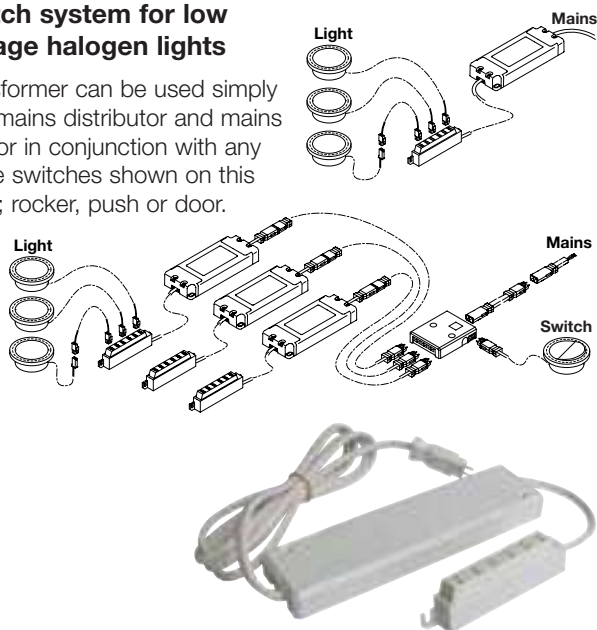


Finish of switch	Cat. No
Satin nickel	825.56.003

Quantity price breaks: **1 / 2 / 5 / 8 / 10** sets

Switch system for low voltage halogen lights

Transformer can be used simply with mains distributor and mains lead or in conjunction with any of the switches shown on this page; rocker, push or door.



Electronic transformer, 12V/70W

- For indoor use only
- Transformer height x width x depth: 16 x 168 x 45 mm
- White plastic with white plastic distributor and 1.5 m lead with male mini plug, for use with mains distributor Cat. No. 823.73.724



Power	Min. load	Distributor	Cat. No.
12V/70W	20W	6-way	823.24.061

Quantity price breaks: **1 / 2 / 5 / 8 / 10** pcs

Mains distributor

- For use with rocker, push or door switch, leads and a maximum of 3 transformers
- Only has one switch connection for the door switch
- Height x width x depth: 21 x 87 x 70 mm
- White plastic



	Cat. No.
Mains distributor	823.73.724

Quantity price breaks: **1 / 2 / 5 / 8 / 10** pcs

Mains to distributor lead

- With 2.0 m lead with female mini plug, for use with mains distributor Cat. No. 823.73.724
- White plastic




	Cat. No.
Mains to distributor lead	820.49.867

Quantity price breaks: **1 / 2 / 5 / 8 / 10** pcs

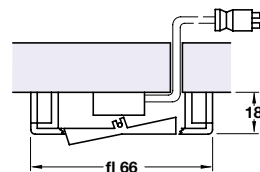
Extension lead

- For use with distributor and mains lead
- With male and female mini plugs
- White plastic



Length	500 mm	1000 mm	1500 mm
Cat. No.	820.54.719	820.54.733	820.54.742

Quantity price breaks: **1 / 2 / 5 / 8 / 10** pcs



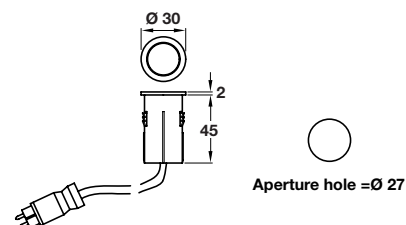
Rocker switch

- For indoor use only
- For surface mounting, screw fixing
- With 2.0 mm lead with male mini plug, for use with mains distributor Cat. No. 823.73.724
- Plastic



Finish	White	Black	Chrome	Brass
Cat. No.	823.66.710	823.66.318	823.66.210	823.66.818

Quantity price breaks: **1 / 2 / 5 / 8 / 10** pcs



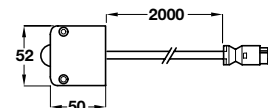
Push switch, 240V

- For indoor use only
- For recess mounting in Ø 27 mm hole
- With 1.0 m lead with male mini plug, for use with mains distributor Cat. No. 823.73.724
- Plastic



Finish	Satin nickel	Aluminium coloured
Cat. No.	826.36.600	826.36.900

Quantity price breaks: **1 / 2 / 5 / 8 / 10** pcs



Door switch, 240V

- For indoor use only
- Switch activated when door is opened
- For surface mounting, screw fixing
- With 2.0 m lead with male mini plug, for use with mains distributor Cat. No. 823.73.724
- Plastic



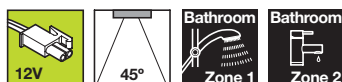
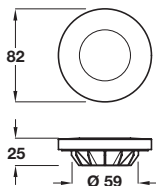
Finish	White
Cat. No.	826.37.700

Quantity price breaks: **1 / 2 / 5 / 8 / 10** pcs



Halogen spotlight, 12V/20W

- Suitable for use in Zone 1 and Zone 2
- Available individually or as a packed set
- For recess mounting in Ø 59 mm hole
- Screw fixing, fixings included
- Halogen bulb included
- Colour temperature: 2,900 K
- Light output: 13 Lm per Watt
- Voltage: 12V: Wattage: 20W
- With clear glass lens
- With 2.0 m lead with connector (supplied loose)
- Rated IP65
- Polished chrome
- **Transformer included with packed set:**
20-60W with 6-way distributor: transformer height x width x depth: 19 x 124 x 56 mm
Rated IP44
With 3.0 m bare ended mains lead:
Mains plug not included - must be fitted by a qualified electrician
- **Order transformer separately for single lights, shown on page 97**



Single light (order transformer separately)	
Wattage	20W
Cat. No.	821.11.202

Quantity price breaks: **1 / 2 / 5 / 8 / 10** pcs

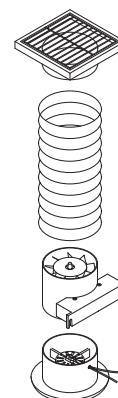
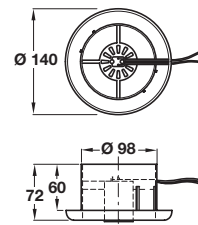
Packet set version: 2 lights with 230V/60W transformer	
Wattage	2x 20W
Cat. No.	821.11.222

Quantity price breaks: **1 / 2 / 5 / 8 / 10** sets



"Shower-lite" extractor fan set, 12V/35W

- 230V extractor fan incorporating an integral 12V/35W halogen lamp
- For recess mounting
- **Standard version:** Switches on and off when light switch is switched on and off
- **Timer version:** Switches on when light switch is switched on, and switches off once the switch has been turned off automatically (run time min. 20 seconds - max. 15 mins)
- Extracts up to 85m³/hr, 23 litres per second
- Complies with EN 60335-2-80
- Meets 2006 ventilation regulations Doc F1
- Consists of:
 - 1x 12V/35W Halogen lamp
 - 1x Transformer input 230V AC Output 12V AC Max. 60W **not dimmable**
 - 1x Extractor fan
 - 1x Fixing set
 - 1x External vent
 - 1x set of 3 flaps to convert external vent to a gravity wall vent
 - 1x length of flexible PVC hose
 - 1x set of fitting instructions



Finish	Standard version	Timer version
White	828.01.713	828.01.723
Polished chrome	828.01.213	828.01.223

Quantity price breaks: **1 / 2 / 3 / 5** sets

Gira offers a broad range of intelligent building technology for convenience and security and is certified to DIN EN ISO 9001:2000.

Gira manufactures devices for networking home technology, music control for all rooms and comprehensive switch ranges, plus numerous functions for door communication, energy and lighting outdoors. Modular design means functions and devices can be easily combined.

Gira System 55 switches and sockets:

- Modular design; System 55 central inserts can be inserted in Gira Event, E2, and Esprit design cover frames
- Central inserts and cover frames are made of shatter-proof, shock resistant thermoplastic material, which can be easily cleaned with a damp cloth as required
- There are more than 180 functions to choose from in System 55 (of which only a few are shown on the following pages) - these include Gira blind controller, Gira audio/video door entry systems (see Lighting **Section 4** of the Complete Häfele Catalogue for Furniture and Hardware Fittings), Gira push button sensor 2plus with back-ground illumination inscription space and Gira flush-mounted radio

Gira System 55 switches and sockets

Event green frame with white switch shown right.



Event aluminium frame with white switch



Esprit black glass frame with radio bus



Esprit white glass frame with UK 13A plug socket

Switches and sockets are also available in other colours



Cover frames and inserts must always be ordered separately.

Gira radio bus system:

- Intelligent building technology for control of lighting, heating and security systems
- Transmission of signals between system components is via radio and requires no cable installation
- Ideal for retrofitting in existing buildings; existing electrical installations can be modernised quickly, cleanly and economically
- Highly flexible; can easily be modified at a later date



Radio controller (transmitter/receiver) in flush mounted frame

Gira radio bus system



Radio remote control (transmitter)




Mini radio actuator (receiver)


Gira audio/video door entry systems:

- Gira modular design means same design cover frame can be used for all switches and sockets as well as audio/video entry systems and other Gira functions
- Bus system instead of conventional electrical system means fewer cables required, one man (electrician) installation and future system modifications less costly and easier
- For more information refer to **Section 4** of the Complete Häfele Catalogue for Furniture and Hardware Fittings

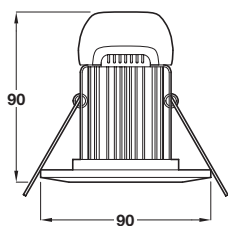
Home station, surface mounted with TFT colour display in E2 cover frame



Home station, hands-free feature, with additional TFT display and 3-gang Esprit black glass cover frame



Architectural and Exclusive Lighting



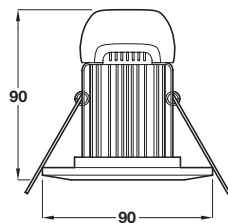
Fire rated LED downlight, 240V/7.9W

- For installation in ceilings, indoor use
- Fire rated 30, 60 and 90 minutes
- Meets all building regulations for Parts B, C, E, L and P
- For recess mounting in Ø 60-70 mm hole
- Lamp contains 3 diodes
- Colour temperature: Natural white 4000 K
- Light output: 54 Lm per Watt
- Voltage: 240V. Wattage: 7.9W
- Rated IP65, suitable for Zone 1 and Zone 2
- 1 year guarantee
- **Must be fitted by a qualified electrician**



Finish	Cat. No.
Chrome	833.12.200
Silver	833.12.201
Polished gold	833.12.202
White	833.12.203

Quantity price breaks: **1 / 2 / 5 / 8 / 10** pcs



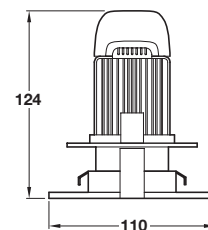
Fire rated LED dimmable downlight, 240V/10W

- For installation in ceilings, indoor use
- Fire rated 30, 60 and 90 minutes
- Meets all building regulations for Parts B, C, E, L and P
- For recess mounting in Ø 60-70 mm hole
- Lamp contains 3 diodes
- Colour temperature: Natural white 4000 K
- Light output: 54 Lm per Watt
- Voltage: 240V, Wattage: 10W
- Rated IP65, suitable for Zone 1 and Zone 2
- 1 year guarantee
- **Must be fitted by a qualified electrician**



Finish	Cat. No.
Chrome	833.12.210
Silver	833.12.211
Polished gold	833.12.212
White	833.12.213

Quantity price breaks: **1 / 2 / 5 / 8 / 10** pcs



Fire rated LED adjustable downlight, 240V/7.9W

- For installation in ceilings, indoor use with 20° tilt adjustment and 180° swivel
- Fire rated 30, 60 and 90 minutes
- Meets all building regulations for Parts B, C, E, L and P
- For recess mounting in Ø 90-100 mm hole
- Lamp contains 3 diodes
- Colour temperature: Natural white 4000 K
- Light output: 49.7 Lm per Watt
- Voltage: 240V, Wattage: 7.9W
- Rated IP20
- 1 year guarantee
- **Must be fitted by a qualified electrician**



Finish	Cat. No.
White	833.12.220

Quantity price breaks: **1 / 2 / 5 / 8 / 10** pcs




Emergency pack

- Voltage: 240V
- Designed to be used with these fire rated LED downlights on this page
- When in emergency mode, the pack will power the LED downlights at 80mA, providing 25% of the light output when compared to normal running of these downlights
- Provide a minimum of 3 hours emergency lighting
- Green indicator light indicates charging of batteries

	Cat. No.
Emergency pack	833.12.790

Quantity price breaks: **1 / 2 / 5 / 8 / 10** pcs




Hole conversion plate

- For recess mounting in Ø 60-150 mm hole
- Allows retrofit into locations where larger downlights were previously installed. This allows the fire rated LED downlights to be placed into ceiling holes up to 150 mm in diameter

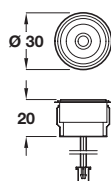
Finish	Cat. No.
White	833.12.791

Quantity price breaks: **1 / 2 / 5 / 8 / 10** pcs



LED Lyte downlight, 350mA/1W

- For indoor decorative use, ideal for walls and ceilings
- Easy to install with plug and play system
- For recess mounting in Ø 25 mm hole
- Lamp contains 1 diode
- Colour temperature: Warm white 3144 K
- Light output: 20 Lm per Watt
- Current: 350mA. Wattage: 1W
- Rated IP20
- With 1.0 m lead and amp plug connector
- Polished chrome finish plastic housing
- **Order driver Cat. No. 833.13.730 separately**
- Other LED colours are available on request - subject to minimum order quantities



LED colour	Warm white
Cat. No.	833.12.730

Quantity price breaks: **1 / 2 / 5 / 8 / 10** pcs

LED driver, 350mA dimmable

- For use with LED spot light shown left
- Driver height x width x depth: 21 x 67 x 105 mm
- 350mA driver: Dim up to 10 Luxeon 1W LED's
- White plastic driver
- For hard-wiring into mains, mains lead not included, **must be fitted by a qualified electrician**

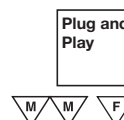


Driver 240V	350mA
Cat. No.	833.13.741

Quantity price breaks: **1 / 2 / 5 / 8 / 10** pcs

LED driver, 350mA

- For use with LED Lyte downlight shown left
- Driver height x width x depth: 28 x 111 x 48 mm
- Non dimmable
- 350mA white/blue plastic driver with mains loop in and loop out terminals
- For hard-wiring into mains, mains lead not included, **must be fitted by a qualified electrician**
- Order LED style extension lead, Cat. No. 833.14.760 separately



Driver 240V/350mA	Cat. No.
Series wiring, for 1-9 1W lights	833.13.730

Quantity price breaks: **1 / 2 / 5 / 8 / 10** pcs

LED Lyte extension lead

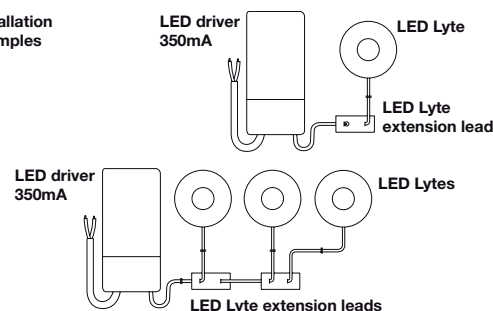
- 1.0 m lead with white plastic socket
- Height x width x depth: 19 x 34 x 19 mm




	Cat. No.
Extension lead with socket	833.14.760

Quantity price breaks: **1 / 2 / 5 / 8 / 10** pcs

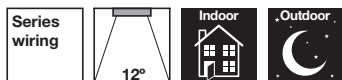
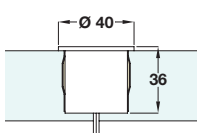
Installation examples





LED floor light, 350mA/1W

- For indoor and outdoor use, ideal for dance floors, decking, entrance halls and pathways
- Units are sealed for life
- For recess mounting in Ø 31-35 mm hole
- Lamp contains 1 diode
- Current: 350mA. Wattage: 1W
- Rated IP68 at 1 bar (9 m of water)
- With 1.0 m bare ended 0.35mm² CR135 red and black Teflon cable
- 316 marine grade stainless steel light housing with 5 mm toughened walkover glass
- **Order driver Cat. No. 833.13.730 separately**, shown on page 105
- **Order wire connectors Cat. No. 833.14.330 separately**, shown below
- Other LED colours are available on request - subject to minimum order quantities



LED colour: White	
Light beam angle	12° (spot)
Cat. No.	833.12.711

Quantity price breaks: **1 / 2 / 5 / 8 / 10** pcs



Quick connector

- Insert wires into holes until resistance then push down on button
- Waterproof
- Factory inserted sealant insulates the connection against corrosion
- Use CR135 cable 0.35 mm²
- Not suitable for mains voltage



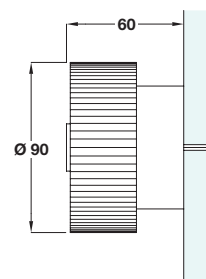
Quick connector	
Cat. No.	833.14.330

Quantity price breaks: **1 / 2 / 5 / 8 / 10** pcs



LED fan wall light, 240V/1W

- For indoor use, wall or ceiling mounting
- Hundreds of tiny fins produce large blades of light creating a stunning light effect
- For surface mounting, fixings included
- Lamp contains 1 diode
- Voltage: 240V. Wattage: 1W LED
- Rated IP20
- With built-in LED driver to hard-wire into mains
- Aluminium housing
- **Must be fitted by a qualified electrician**
- Other LED colours are available on request - subject to minimum order quantities



LED colour	White
Cat. No.	833.12.750

Quantity price breaks: **1 / 2 / 5 / 8 / 10** pcs

Hard-Wired CFL Lighting CFL 240V Ceiling Lights

These fire rated LED ceiling lights comply with the following building regulations

Part B - Fire Safety: Can be inserted in a fire rated ceiling and will maintain integrity.

Part C - Contaminants and Moisture Protection: Restricting air movement into the ceiling void prevents cooking and bathroom smells circulating around the home or office.

Part E - Acoustic Rating

For further information please contact us.



Hard-wired CFL ceiling light, 240V/11W

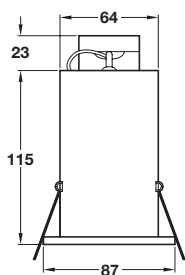
- For installation in ceilings
- Fire rated 90 mins
- Meets building regulations for Parts B, C and E
- For recess mounting in hole, size to be determined on site
- GU10 CFL included
- Light output: 4.5 Lm per Watt
- Voltage: 240V. Wattage: 11W
- With built-in power supply, hard-wire into mains
- Rated IP65, suitable for Zone 1 and Zone 2
- Polished chrome

Must be fitted by a qualified electrician



Wattage	CFL 11W
Polished chrome	826.31.005

Quantity price breaks: **1 / 2 / 5 / 8 / 10** pcs



GU10 Compact Fluorescent Lamp

- Replacement lamp for 240V/11W ceiling lights

Wattage	CFL 11W
Cat. No.	826.31.009

Quantity price breaks: **1 / 2 / 5 / 8 / 10** pcs



Hard-wired CFL ceiling light, 240V/11W

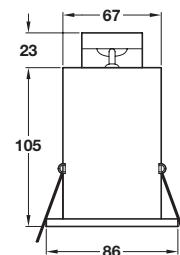
- For installation in ceilings
- Fire rated 90 mins
- Meets building regulations for Parts B, C and E
- For recess mounting in hole, size to be determined on site
- GU10 CFL included
- Light output: 4.5 Lm per Watt
- Voltage: 240V. Wattage: 11W
- With built-in power supply, hard-wire into mains
- Brushed stainless steel

Must be fitted by a qualified electrician



Wattage	CFL 11W
Brushed stainless steel	826.31.000

Quantity price breaks: **1 / 2 / 5 / 8 / 10** pcs



Hard-wired CFL tilt ceiling light, 240V/11W

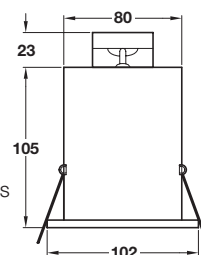
- For installation in ceilings
- Fire rated 90 mins
- Meets building regulations for Parts B, C and E
- For recess mounting in hole, size to be determined on site
- Tilt angle: 30°
- GU10 CFL included
- Light output: 4.5 Lm per Watt
- Voltage: 240V. Wattage: 11W
- With built-in power supply, hard-wire into mains
- Brushed stainless steel

Must be fitted by a qualified electrician



Wattage	CFL 11W
Brushed stainless steel	826.31.001

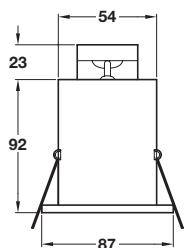
Quantity price breaks: **1 / 2 / 5 / 8 / 10** pcs





Hard-wired Halogen ceiling light, 240V/50W

- For installation in ceilings
- Fire rated 90 mins
- Meets building regulations for Parts B, C and E, refer to page **107** for details
- For recess mounting in hole, size to be determined on site
- GU10 Osram aluminium lamp included
- Light output: 8 Lm per Watt
- Voltage: 240V. Wattage: 50W
- With built-in power supply, hard-wire into mains
- Brushed stainless steel
- **Must be fitted by a qualified electrician**

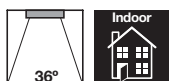
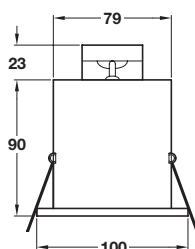


Wattage	Halogen 50W
Brushed stainless steel	826.31.010
Polished chrome	826.31.210

Quantity price breaks: **1 / 2 / 5 / 8 / 10** pcs

Hard-wired Halogen ceiling light, 240V/50W

- For installation in ceilings
- Fire rated 90 mins
- Meets building regulations for Parts B, C and E, refer to page **107** for details
- For recess mounting in hole, size to be determined on site
- Tilt angle: 30°
- GU10 Osram aluminium lamp included
- Light output: 8 Lm per Watt
- Voltage: 240V. Wattage: 50W
- With built-in power supply, hard-wire into mains
- Brushed stainless steel
- **Must be fitted by a qualified electrician**



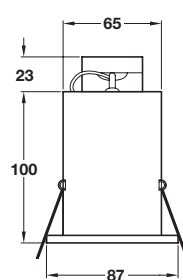
Wattage	Halogen 50W
Brushed stainless steel	826.31.011

Quantity price breaks: **1 / 2 / 5 / 8 / 10** pcs



Hard-wired Halogen ceiling light, 240V/35W

- For installation in ceilings
- Fire rated 90 mins
- Meets building regulations for Parts B, C and E, refer to page **107** for details
- For recess mounting in hole, size to be determined on site
- GU10 Osram aluminium lamp included
- Light output: 8 Lm per Watt
- Voltage: 240V. Wattage: 35W
- With built-in power supply, hard-wire into mains
- Rated IP65, suitable for zone 1 and zone 2
- Polished chrome
- **Must be fitted by a qualified electrician**



Wattage	Halogen 35W
Polished chrome	826.31.015

Quantity price breaks: **1 / 2 / 5 / 8 / 10** pcs

Replacement Osram halogen lamp, GU10

- 2 pin base



Wattage	35W	50W
Cat. No.	826.31.018	826.31.019

Quantity price breaks: **1 / 2 / 5 / 8 / 10** pcs

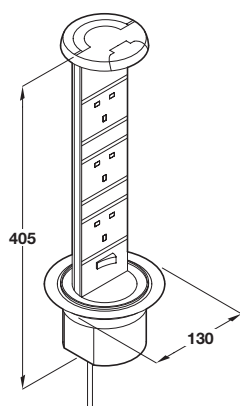


Electrical Accessories



Vertical powerdocks

Comfortable and simple to use with specially designed handle to give access to sockets and then neatly slots away to be hidden from view.

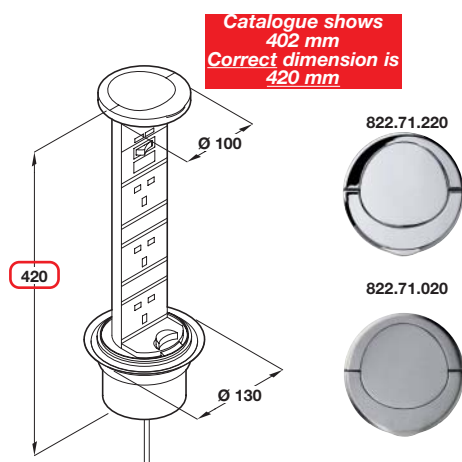


A Standard vertical powerdock

- Recommended for use in kitchens, home studies and bedrooms
- Retracts into worktop when not in use
- IP54 rated when closed: Designed to withstand splashes, when closed, with inbuilt water channels that filter water away
- With master switch
- 3x UK 13 amp sockets
- Requires a Ø 92 mm drilled hole
- Supplied with a 2.0 m mains cable with 13A moulded plug

Powerdock	Top	Cat. No.
Black/aluminium	Black plastic	822.82.320

Quantity price breaks: 1 / 2 / 5 pcs



B Vertical powerdock with USB connectors

- Recommended for use in kitchens, home studies and bedrooms
- Pod can be fully retracted into the kitchen surface whilst items are still plugged in
- IP54 rated when closed: Designed to withstand splashes, when closed, with inbuilt water channels that filter water away
- With neon master switch
- 3x UK 13 amp sockets
- 2x USB connectors to allow user to charge an iPod or other USB powered devices
- Requires a Ø 92 mm drilled hole
- Supplied with a 2.5 m mains cable with a 13A moulded plug

Item B.
Text added


Please note: Not suitable for use with iPhone 4 or subsequent models

Powerdock	Top	Cat. No.
Black/aluminium	Chrome	822.71.220
Black/aluminium	Stainless steel	822.71.020

Quantity price breaks: 1 / 2 / 5 pcs

Distributor

- Four way
- 1 male, 3 female
- Plastic



Finish	Cat. No.
White	820.64.700

Quantity price breaks: **1 / 3 / 6 / 12 / 30** pcs

Screw on plug

- Supplied separately
- Plastic



Finish	Male	Female
White	820.19.700	820.19.710
Black	820.19.300	820.19.310

Quantity price breaks: **1 / 3 / 6 / 12 / 30** pcs



Door contact switch

- 200 mm cable with fitted male connectors and 100 mm cable with fitted female connectors
- White



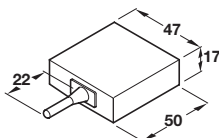
	Cat. No.
Door contact switch	820.22.760

Quantity price breaks: **1 / 2 / 4 / 10** pcs




Built in switch unit, 2A/240V AC

- With pin type switch and NC contact
- 5 mm switch travel
- Plastic



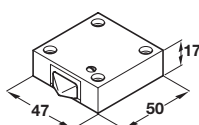
Finish	Cat. No.
Black	820.23.110

Quantity price breaks: **1 / 2 / 5 / 10 / 50** pcs



Built in switch unit, 2A/240V

- With universal push button switch and NC contact for operation from 3 directions
- 5 mm switch travel
- Plastic



Finish	Cat. No.
Black	820.22.110

Quantity price breaks: **1 / 2 / 5 / 10 / 50** pcs

Mains plug, 3 pin

- With 13 Amp fuse
- White plastic with steel pins



	Cat. No.
13 Amp	820.43.790

Quantity price breaks: **6 / 12 / 24** pcs

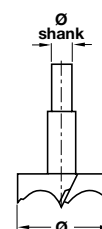
Mains plug, 3 pin

- With 3 Amp fuse
- White plastic with steel pins



	Cat. No.
3 Amp	820.43.791

Quantity price breaks: **5 / 10 / 20 / 40 / 100** pcs



Cutter for recessed lights

- For recessed lights
- Strengthened steel

Ø Hole	Ø Shank	Cat. No.
25 mm	10 mm	001.06.392
32 mm	10 mm	001.06.436
44 mm	10 mm	001.06.534
55 mm	10 mm	001.06.516
58 mm	12 mm	001.06.552

Quantity price breaks: **1** pc

essentials

For information on other cutters and routers available please see our latest **Häfele Essentials catalogue**, visit www.hafele.co.uk or please contact us.

Shaver socket, transformer and hinged cover

• Safety and installation note:

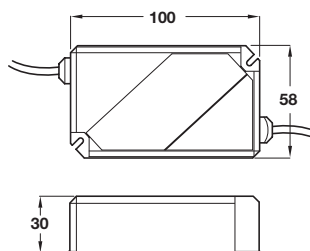
Switch off the electrical supply before installation

Please read the instructions before starting any installation and pass them on to the user of the equipment

If in doubt, consult a qualified electrician

The shaver sockets must not be connected directly to the mains. Connect only to the output of a Häfele 20VA safety isolating transformer **821.02.500**

45°C maximum ambient operating temperature



Isolating transformer, 20VA

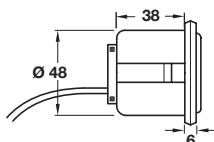
- 240V/50Hz input, 20VA output
- 3000 mm bare ended lead
- Plastic

Note: Mains plug not included with transformer, must be ordered separately and fitted by a qualified electrician. Foam pad must be attached to transformer when installing



Finish	Cat. No.
White	821.02.500

Quantity price breaks: **2 / 5 / 10 / 20 / 50** pcs



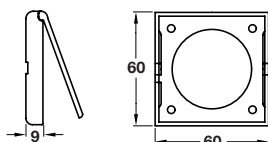
Shaver socket

- 1500 mm lead with male mini plug connector
- For use with transformer and hinged cover
- Plastic



Finish	Cat. No.
Grey/white fascia	821.03.700

Quantity price breaks: **2 / 5 / 10 / 20 / 50** pcs

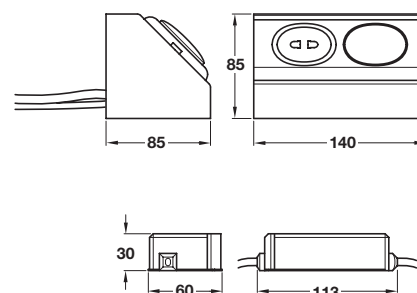
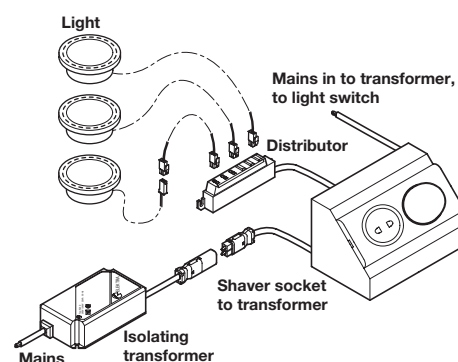


Hinged cover for shaver socket

- For use with shaver socket
- Plastic

Finish	Cat. No.
White	821.04.700
Chrome	821.04.200

Quantity price breaks: **2 / 5 / 10 / 20 / 50** pcs



Shaver socket set


- Shaver socket and switch for low voltage lights
- 240V energy box with switch and socket, 12V/60W transformer inside box with mains lead and lead with 3 way distributor.
- 1 other lead from box to connect to isolating transformer for use with shaving socket, lead from transformer to mains also supplied
- Conforms to EN 61558-1 and EN 61558-2-5
- Aluminium coloured box and white transformer, distributor and leads

Note: Mains plug not included with transformer, must be ordered separately and fitted by a qualified electrician



	Cat. No.
Shaver socket set	826.12.931

Quantity price breaks: **2 / 5 / 10 / 20 / 50** sets



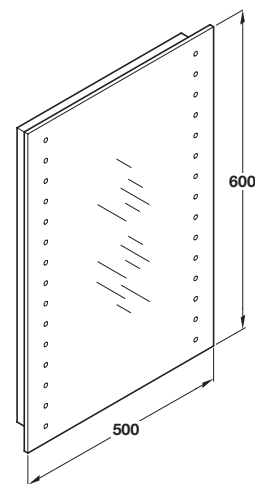
Heated mirror pad

- 230V
- Rated IP44
- Self-adhesive pad, fits behind most mirrors
- Wire into lighting circuit or dedicated switch to suit electrical scheme
- For use in new homes, hotels, hospitals, leisure centres, caravans, mobile homes and many other areas
- For new build or refurbishment projects
- Low surface temperature
- Economical to run
- Maintenance free
- Approved to UK and International standards
- Supplied fitted with 1000 mm bare ended mains cable
- **Connections must be made by a qualified electrician**
- Carbon film technology



Width x Height	Nominal Wattage	Cat. No.
274 x 150 mm	7W	828.90.911
274 x 264 mm	15W	828.90.912
584 x 274 mm	25W	828.90.913
524 x 520 mm	50W	828.90.914
785 x 524 mm	80W	828.90.916

Quantity price breaks: **1 / 5 / 10** pcs



LED illuminated IP44 slimline mirror with heated mirror pad

- For surface mounting, fixing screws and raw plugs included
- Slimline mirror with back box
- With heated mirror pad, for demisting of mirror, as shown left
- Mirror includes 30 LEDs, as shown in drawing above
- Suitable for use in Zone 2 or 3 in bathrooms
- With sensor switch underneath mirror to activate lights
- With rocker switch on back box to activate heated mirror pad
- Light colour: Warm white LEDs
- Voltage: 240V. Wattage: 30 x 0.7W
- Driver included, pre-fitted into back box
- **If fitting in a bathroom a 30mA RCD is required, mirror must be fitted by a qualified electrician**



LED colour	Cat. No.
White	580.43.090

Quantity price breaks: **1 / 2 / 5** pcs