



**sensio**<sup>®</sup>  
furniture lighting solutions



SENSIO were established in 2000 and over the last 9 years have become widely recognised as one of Europe's leading suppliers of furniture lighting solutions. SENSIO's dedication to quality has ensured that their products are internationally known as a product you can trust.

The SENSIO range of light fittings are fully certified and comply with all European regulations. With each new and existing product range SENSIO ensure that their lamp life exceeds many other suppliers and through quality control and batch tracking they can eliminate problems that may occur with light fittings.

SENSIO are constantly developing new innovative products and with the launch of the new High Definition LED lighting range, they have developed a light fitting that offers long life, high light output with low running costs.



## Flanagan Fittings

Frank Flanagan Fittings was established in 1974 as a supplier of fittings to the Kitchen, Bedroom and Furniture Industry in Ireland. With over 35 years experience, Flanagan Fittings is established as Ireland's leading supplier of quality fixtures and fittings from around the world.

Our commitment to offering quality products ensures that our customers and end users can enjoy trouble free performance throughout the product life time. As a result of this commitment, the vast majority of our product ranges are sourced in Europe and we represent many of Europe's premier, market leading, manufacturers.

The launch of the SENSIO range matches the commitment to quality and service that we have established over many years as we continue to offer the range of products that our customers expect. To keep up to date on any new products in the SENSIO range, or any other product lines, please log on to [www.fff.ie](http://www.fff.ie) or visit our showroom.





## Light Types

SENSIO have developed 4 key ranges of lighting types.

HD LED

LED

GX53

Halogen

The 4 different types of lighting have their own unique characteristics. We offer all 4 lighting types in the main applications with the focus on energy saving, trouble free, long life lamps.

## Cool White vs Warm White Lamps

Many of the lights in the Sensio range offer lamp options in both cool white and warm white. Cool white lamps provide a clean, bright white light effect. Warm white lamps provide a more yellow white light effect.

## Applications

Alongside every light you will find a key icon which highlights the possible positions where the light can be placed.



## Lumens (lm)

Lumens measure the brightness of the lamp

When determining the brightness of any lighting fixture, especially LED's it is often the wattage that is considered. However the brightness of the light source can only be determined by knowing the amount of lumens the light produces.

Light wastage is often a problem with Halogen lighting as light is dispersed over 360 degrees. LED lighting is focused directly onto the area to be illuminated with little light wastage.

The Lumens shown in the tables are lumens per watt per lamp.

## Packing

All Sensio products are supplied prepacked with drivers / transformers.

The sets are packed with 2 or 3 lamps; your furniture manufacturer will advise you on the number of sets required.

## HD LED

Traditionally Halogen lighting offered the highest light output for furniture lighting however Halogen suffered from short lamp life and high running costs.

HD LED is the latest technology in lighting, providing numerous advantages over Halogen lighting. HD LED light output is the equivalent of a 45W Halogen lamp while Halogen fittings are equipped with 20W lamps.

Lamp life is 20 times longer at 60,000 hours versus 3,000 hours with Halogen. Using energy efficient HD LED lights substantially reduces your running costs as HD LED lamps run at 1.7W on average.

SENSIO have calculated that you can save 80% on running costs when you use HD LED fittings

### Save energy, save money!

Save €55.98 per year on electricity and replacement lamps when switching from conventional to HD LED\*

\*Savings based on €0.15 per KWH when 8 HD lights are used for 5 hours per day (60,000/3,000 = 20 lamps) 20W Halogen lamps with 3000 hours at €0.90 each.



Main Photo shows GX53 Light



## Recessed Lights

The SENSIO range of Recessed Lighting offers a comprehensive program for use in all furniture. Recessed Lights are traditionally used below wall cabinets or inside wall cabinets. You can choose from:

- HD LED
- LED
- GX53
- Halogen

The range includes HD LED lighting which gives the same light output as a 40 watt halogen lamp while the power consumption is 80% lower. Additionally the lamp life is 20 times longer than traditional Halogen lamps. The HD LED provides major cost savings over its lifetime.

The HD LED Recessed Lights can also be used with a motion sensor. (See page 14)

| RECESSED LIGHTS   | HD LED          | HD LED IP44     | LED               | GX53            | Halogen          |
|-------------------|-----------------|-----------------|-------------------|-----------------|------------------|
| Watt              | 1.7 W           | 1.65 W          | 1.4 W             | 7 W             | 20 W             |
| Lumens            | 39              | 39              | 30                | 40              | 16               |
| Finish            | Aluminium       | Chrome          | Stainless Steel   | Stainless Steel | Stainless Steel‡ |
| Lamp Life (hours) | 60,000          | 60,000          | 60,000            | 12,000          | 3,000            |
| Diameter          | 65 mm           | 74 mm           | 70 mm             | 84 mm           | 70 mm            |
| Lamp              | 24 White diodes | 24 White Diodes | 21 White diodes † | CFL             | Halogen          |
| Art. Nr.          | SE9005HD*       | SE9006HD*       | SE11025           | SE11145SS       | SE10020          |



### NOTES:

\* Also available in Warm White, † Available with White or Blue LED diodes, ‡ Also available in Chrome Finish








## Tri Lights

The use of Tri Lights in furniture has become increasingly popular due to the focused direction of the light. SENSIO offer a complete range of Tri Lights including the HD LED Tri Light with built in motion sensor.

The HD LED Tri Light with built in motion sensor offers the same cost savings over its life time as other HD LED lights. With the addition of the built in motion sensor the need for light switches are eliminated. One Tri light with a motion sensor can switch on / off 3 lights simultaneously. You also have the option of the HD LED Tri Light without sensor.

Tri Lights are traditionally used below wall cabinets or inside wall cabinets.

| TRI LIGHTS         | HD LED + Sensor | HD LED          | LED             | GX53            | Halogen         |
|--------------------|-----------------|-----------------|-----------------|-----------------|-----------------|
| Watt               | 2.15 W          | 1.65 W          | 1.4 W           | 7 W             | 20 W            |
| Lumens             | 42              | 42              | 30              | 40              | 16              |
| Finish             | Aluminium       | Aluminium       | Stainless Steel | Stainless Steel | Stainless Steel |
| Lamp Life (hours)  | 60,000          | 60,000          | 60,000          | 12,000          | 3,000           |
| Dimensions (LxWxD) | 140x145x20      | 140x145x20      | 140x140x50      | 185x155x50      | 140x140x50      |
| Lamp               | 24 White diodes | 24 White diodes | 21 diodes †     | CFL             | Halogen         |
| Art. Nr.           | SE9001HDS*      | SE9001HD*       | SE11010         | SE11147SS       | SE10010         |



NOTES:

\* Also available in Warm White, † Available with White or Blue LED diodes, ‡ Tri Light with motion Sensor



Main Photo shows Square HD LED Light



Surface Lights

Surface Lights are traditionally used below wall cabinets or inside wall cabinets. HD LED surface lights offer considerable savings over other alternatives.

The square HD LED Light gives the same light output as a 20 watt halogen lamp while the power consumption is 93% lower than traditional Halogen lights.

The unique design of Square HD LED provides a very low depth of only 6 mm. Both the Square and Round HD LED Surface Lights can also be used with a motion sensor. (See page 14)

The HD LED IP44 offers the ideal solution for lighting in areas of the kitchen which may be prone to splashes.

| SURFACE LIGHTS     | HD LED          | Square HD LED   | HD LED Flat Disc | HD LED IP44     |
|--------------------|-----------------|-----------------|------------------|-----------------|
| Watt               | 1.7 W           | 1.25 W          | 1.25 W           | 1.65 W          |
| Lumens             | 39              | 42              | 39               | 39              |
| Finish             | Aluminium       | Aluminium       | Aluminium        | Chrome          |
| Lamp Life (hours)  | 60,000          | 60,000          | 60,000           | 60,000          |
| Dimensions (LxWxD) | 65.5 x 10.5     | 65x65x6         | 74 x 4           | 68 x 15         |
| Lamp               | 24 White Diodes | 24 White Diodes | 18 White Diodes  | 24 White Diodes |
| Art. Nr.           | SE9005HD*       | SE9007HD        | SE9010HD*        | SE9006HD*       |



Notes: \* Also available in Warm White



## Surface Lights

The SENSIO range of surface lighting includes the HD LED Bar Light, LED, GX53 and Halogen lights.

The HD LED Bar Light comes complete with a motion sensor which provides convenient illumination with the wave of a hand.

Each HD LED Bar Light is 750mm in length with three lights, each providing High Definition, energy saving lighting.

Convenient surface mounting means the HD LED Bar Light can be placed in almost any position throughout the kitchen.



Main Photo shows HD LED Bar Light with Motion Sensor

| SURFACE LIGHTS     | HD LED Bar Light with Sensor | LED             | GX53            | Halogen          |
|--------------------|------------------------------|-----------------|-----------------|------------------|
| Watt               | 5.4 W                        | 1.4 W           | 7 W             | 20 W             |
| Lumens             | 39                           | 30              | 40              | 16               |
| Finish             | Aluminium                    | Stainless Steel | Stainless Steel | Stainless Steel† |
| Lamp Life (hours)  | 60,000                       | 60,000          | 12,000          | 3,000            |
| Dimensions (LxWxD) | 750 x 68 x 15                | 72 diam x 24    | 95 diam x 30    | 72 diam x 24     |
| Lamp               | 3 x 24 White Diodes          | 21 Diodes †     | CFL             | Halogen          |
| Art. Nr.           | SE9020HD                     | SE11025         | SE11146         | SE10030          |




Notes: † Available with White or Blue LED diodes.



## Surface Lights

The HD LED Slideline system comes in 3 different widths; 600 mm, 900 mm and 1,200 mm. Once fixed the lamps can be easily moved along the track to ensure light is directed exactly where it is required



Depending on the track length, Slideline comes with 2, 3 or 4 HD LED lights. Additional lights can be easily added to the track.

The HD LED Bar Light come complete with motion sensor that allows for easy, convenient illumination.



| SURFACE LIGHTS     | HD LED Slideline           |
|--------------------|----------------------------|
| Watt               | 1.7 W                      |
| Lumens             | 39                         |
| Finish             | Aluminium                  |
| Lamp Life (hours)  | 60,000                     |
| Dimensions (LxWxD) | 600 / 900 / 1200 x 45 x 30 |
| Lamp               | 48 / 72 / 96 White Diodes  |
| Art. Nr.           | SE9052 / SE9053 / SE9054   |

## HD LED Drawer Light

The battery operated HD LED Drawer Light can be easily fitted to the back of a drawer front or to the cabinet

There are two function settings for use. The first setting illuminates the light upon opening the drawer and switches off when closed. The second setting will turn on the light by simply passing your hand in front of the light and repeating this process to switch it off.



|                    | HD LED Drawer light with Sensor  |
|--------------------|----------------------------------|
| Power              | 4 x AAA batteries (not supplied) |
| Lumens             | 4.5                              |
| Finish             | Aluminium                        |
| Lamp Life          | 1.5 years (3mins per day)        |
| Dimensions (LxWxD) | 303 x 17 x 14                    |
| Lamp               | HD LED White Diodes              |
| Art. Nr.           | SE9030HD                         |



## Plinth and Decking Lights

Plinth lighting can add a unique mood to furniture.

Small and discreet, the HD LED offer a superbright Samsung LED for a powerful lighting option. Packed in sets of four, these HD LED plinth lights offer long lasting lamps with a very low energy consumption for economical lighting.

The LED decking lights are IP67 rated which ensures functionality even in the worst Irish weather and are supplied complete with transformer and cabling for straightforward installation.



|                    | Square Plinth HD LED     | Round Plinth HD LED      | Square Plinth LED | Decking IP67 LED |
|--------------------|--------------------------|--------------------------|-------------------|------------------|
| Watt               | 1W                       | 1W                       | 0.5 W             | 1 W              |
| Lumens             | 28                       | 28                       | 7.5               | 15               |
| Finish             | AL                       | AL                       | Satin Chrome      | Black            |
| Lamp Life (hours)  | 30,000                   | 30,000                   | 50,000            | 50,000           |
| Dimensions (LxWxD) | 36 X 36                  | 30 x 30                  | 45 x 45           | 30 x 30          |
| Lamp               | Samsung Super Bright LED | Samsung Super Bright LED | 4 White LEDs      | 6 LEDs †         |
| Art. Nr.           | SE9040HDWHK4             | SE9041HDWHK4             | SE10133WH         | SE10195          |



Notes: † Available with White or Blue LED diodes.



## LED Plinth Lights

Finished in Satin Chrome, the LED Plinth Lights will suit a wide range of plinth finishes. Supplied in sets of four light fittings and packed complete with transformer, these LED Plinth Lights are super efficient, consuming only one watt and capable of up to 50 thousand hours of function.

The Square Plinth LED offers an alternative to white light, available with a blue LED for a different lighting effect.



|                   | Square LED Plinth        | Round LED Plinth         | Oval LED Plinth          | Square Plinth LED |
|-------------------|--------------------------|--------------------------|--------------------------|-------------------|
| Watt              | 1W                       | 1W                       | 1W                       | 0.5 W             |
| Lumens            | 28                       | 28                       | 28                       | 7.5               |
| Finish            | Satin Chrome             | Satin Chrome             | 28                       | Satin Chrome      |
| Lamp Life (hours) | 50,000                   | 50,000                   | 50,000                   | 50,000            |
| Dimensions (LxW)  | 36 x 36                  | 30 x 30                  | 31 x 41                  | 45 x 45           |
| Lamp              | Samsung Super Bright LED | Samsung Super Bright LED | Samsung Super Bright LED | 4 Blue LEDs       |
| Art. Nr.          | SE10135WHK4              | SE10136WHK4              | SE10137WHK4              | SE10133BL         |



## Flexible LED Strip

The Flexible LED Strip can be fitted in numerous locations:

- Below base cabinets (illuminating the floor area)
- On top of wall cabinets (illuminating the walls)
- Below wall cabinets (illumination the worktop)
- On top of worktop (illuminating the work area)
- Inside cabinets (illuminating cabinet contents)



Flexible Strip lighting allows the 2 metre strip to bend and curve around furniture. This feature makes it very popular on curved island units.


The Flexible Strip Light can also be used with a motion sensor. (See page 14)



## LED RGB Colour Changing Flexible Strip

The LED RGB Colour Changing Strip comes in a kit with four 300 mm strips, each of which is capable of displaying seven different preset colours.

Each strip can be cut to suit different lengths and controlling the lighting effects is simple with the RGB remote control.



|                    | LED Flexible Strip | LED RGB Colour Changing Flexible Strip |
|--------------------|--------------------|--|
| Watt               | 5 W                | 1.8 W                                  |
| Lumens             | 47                 | 14                                     |
| Finish             | N/A                | N/A                                    |
| Lamp Life (hours)  | 50,000             | 50,000                                 |
| Dimensions (LxWxD) | 2000 x 8 x 6       | 300 x 10 x 7                           |
| Lamp               | 72 LED Diodes †    | 12 LED Diodes                          |
| Art. Nr.           | SE10311            | SE10320K4*                             |


Notes: † Available with White or Blue LED diodes.

\* Control pack sold separately



| LED RGB Flexible Strip Control Pack |   |
|-------------------------------------|---|
| Description                         | Includes transformer and remote control |
| Art. Nr.                            | SE40571                                 |





## Strip Lights

Traditional Strip Lights are fitted below wall cabinets to illuminate the work surface in the kitchen.

The new LED version ensures long life and low running costs while the standard SENSIO Strip light is equipped with T5 lamps rather than older T4 options.



|                    | LED Strip Light             | T5 Strip Light                        |
|--------------------|-----------------------------|---------------------------------------|
| Watt               | 2.7 / 3.6 / 6.8 W           | 6 / 8 / 13 / 21 W                     |
| Lumens             | 80                          | 29 / 48 / 51 / 70                     |
| Finish             | White                       | White                                 |
| Lamp Life (hours)  | 60,000                      | 50,000                                |
| Dimensions (LxWxD) | 250 / 330 / 550 x 36 x 32   | 271 / 347 / 577 / 908 x 20 x 45       |
| Lamp               | White diodes                | T5                                    |
| Art. Nr.           | SE12250 / SE12330 / SE12550 | SE10230 / SE10231 / SE10232 / SE10234 |



## Over Cabinet Lights

Over Cabinet or Swan Lights, as they are traditionally known, illuminate the cabinet fronts.

The HD LED Over Cabinet Light has an adjustable head that can be angled to light the inside of the cabinet.

The HD LED Over Cabinet Light can also be used with a motion sensor. (See page 14)



|                    | HD LED Over Cabinet Light | Halogen Swan Light |
|--------------------|---------------------------|--------------------|
| Watt               | 1.65 W                    | 20 W               |
| Lumens             | 36                        | 13.5               |
| Finish             | Aluminium                 | Stainless Steel    |
| Lamp Life (hours)  | 60,000                    | 3,000              |
| Dimensions (LxWxD) | 250 x 340 x 15            | 350 x 50 x 140     |
| Lamp               | White Diodes              | Halogen            |
| Art. Nr.           | SE9015HD                  | SE10110SS          |







## Glass Shelf Lights

Glass Shelf lights have become increasingly popular in kitchens, bedrooms and living rooms.

Choose between traditional T5 fluorescent lamps or long life, low power consumption LED Shelf Lights.

The LED Shelf light is IP44 rated. The IP44 rating means it is protected from splashing water.



| SHELF LIGHTS       | Glass Box Shelf Light                  | IP44 LED Glass Shelf Light  |
|--------------------|--|-----------------------------|
| Watt               | 8 / 13 / 21 / 28 W                     | 2.5 / 5 / 7.5 W             |
| Finish             | Aluminium                              | Aluminium                   |
| Lamp Life (hours)  | 5,000                                  | 50,000                      |
| Dimensions (LxHxD) | 450 / 600 / 900 / 1200 x 50 x 200      | 450 / 600 / 900 x 65 x 200  |
| Lamp               | T5 Fluorescent Lamps                   | 27 / 36 / 54 White Diodes   |
| Art. Nr.           | SE14450 / SE14600 / SE14900 / SE141200 | SE16450 / SE16600 / SE16900 |



## Glass Lights

The use of Glass in all types of furniture is an ever increasing trend. Complete the theme with designer Glass Lights.

Choose from Round, Triangle or Square designs.



| GLASS LIGHTS       | Triangle       | Round          | Square         |
|--------------------|----------------|----------------|----------------|
| Watt               | 20 W           | 20 W           | 20 W           |
| Lumens             | 16             | 16             | 16             |
| Finish             | Satin Chrome   | Satin Chrome   | Satin Chrome   |
| Lamp Life (hours)  | 3,000          | 3,000          | 3,000          |
| Dimensions (LxWxD) | 188 x 183 x 63 | 155 x 150 x 63 | 130 x 130 x 63 |
| Lamp               | G4 Halogen     | G4 Halogen     | G4 Halogen     |
| Art. Nr.           | SE10060        | SE10061        | SE10062        |





## HD LED Dimmer Control

The LED Dimmer Control is a revolutionary accessory that can be used with all HD LED Lights and Flexible Strip Lights.

Traditionally, dimmer functionality was only available with older forms of lighting, but with the new dimmer control from Sensio, dramatic lighting effects can be achieved in combination with the significant energy savings offered by LED lighting.

With a range over ten metres, the controller has three main buttons - On/Off, Dim and Full. The central control offers graduated dimming and illumination and a clever memory function recalls the last chosen preference.

Battery powered, the dimmer control is supplied with both receiver and driver.

|                  | HD LED Dimmer Control |
|------------------|-----------------------|
| Finish           | White                 |
| Dimensions (LxD) | 63 x 11               |
| Art. Nr.         | SE40580               |

## HD LED Motion Sensor

The HD LED Motion Sensor is an optional accessory that can be used with all HD LED Lights and Flexible Strip Lights.

The slim design provides an unobtrusive setting in the cabinet.

There are two function settings for use. The first setting illuminates the light upon opening the drawer and switches off when closed. The second setting will turn on the light by simply passing your hand in front of the light and repeating this process to switch it off.

Suitable HD LED lights that work with motion sensor:



|                  | HD LED Motion Sensor |
|------------------|----------------------|
| Finish           | White                |
| Dimensions (LxD) | 63 x 11              |
| Art. Nr.         | SE40516              |



## Sensio Power Pod

The Power Pod from Sensio offers a new advance in pop-up socket technology.

With a customised handle for easy opening and closing, the Power Pod will allow cables to pass through the surface, even when in the closed position.

In addition to three power sockets, the power pod has two USB connections which allows the user to charge phones, digital music players and even digital photo frames.

Each USB port has a load capacity of 500mA current and PowerPod features a built in safety switch to prevent any overload.



The unique handle design features a quick release catch which ensures consistent, secure closing and durability. This handle is also designed to allow the PowerPod to be fully closed even while appliances remain plugged in.

Designed to maximise space, PowerPod can be installed anywhere in the kitchen, even around sinks as it is IP54 rated and features built in waterchannels to filter any splashes away.



|                   | Power Pod         |
|-------------------|-------------------|
| Finish            | Aluminium & Black |
| Diameter (Closed) | 100mm             |
| Height (Open)     | 343mm             |
| Art. Nr.          | SE80050AL         |



# Flanagan Fittings

---

Frank Flanagan Fittings Ltd.,  
Falcon House, Dublin Airport Logistics Park,  
St. Margarets, Co. Dublin.

Tel: (01) 844 8400  
Web: [www.fff.ie](http://www.fff.ie)

